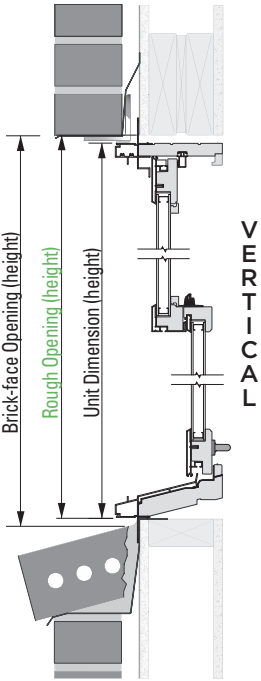
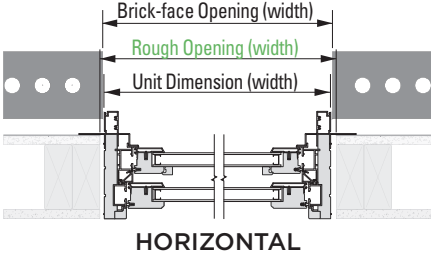




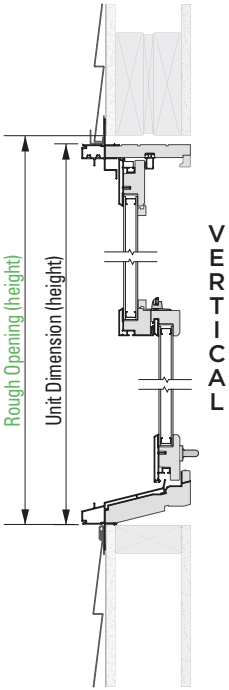
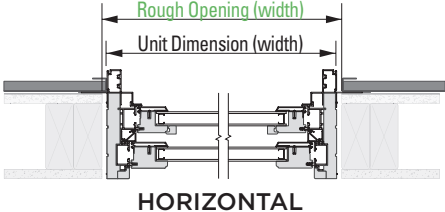
TABLE OF CONTENTS

Technical Drawings.....	3
Grille Options, Patterns and Profiles.....	4
Double Hung Size Elevations	5
Casement Size Elevations	31
Awning Size Elevations	65
Patio Door Size Elevations	72

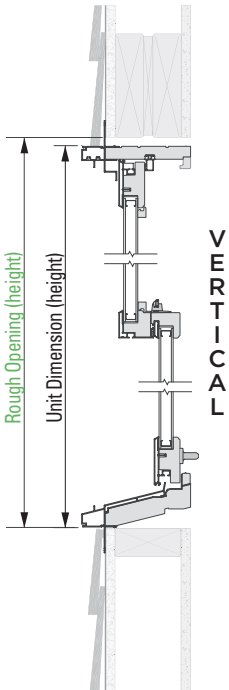
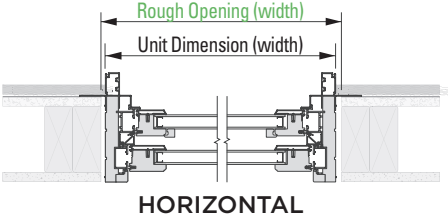
Brick Siding



Vinyl Siding



Wood Siding

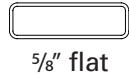


Grille Options, Patterns and Profiles

The grille options, patterns and profiles below are available across the entire Architectural Series window and door product line.

Architectural Series window and door product line.

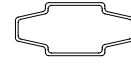
Grille Options and Profiles
GBG (Grilles-between-the-glass)




5/8" flat



7/8" flat




5/8" sculptured




1" contoured*

*Note: only available in white only


SDL (Simulated Divided Lite)



7/8" (with or without shadow bar)



7/8" putty (with or without shadow bar)



1 1/4" (with or without shadow bar)




2 1/4" simulated checkrail
 (CA & Fixed units only)



2 1/4" simulated checkrail putty
 (CA & Fixed units only)


Full Surround




7/8" removable wood

Patterns

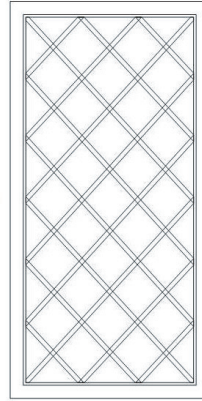
Standard Grille Patterns




Colonial




Prairie



Diamond




Plaza




Half Colonial

*Custom grille patterns are available.


Optional Grille Patterns for Architectural Shapes



Hub and Spoke



Gothic



Renaissance

Double Hung – Single Operating Units

		Widths							
		1'-9 3/8"	2'-1 3/8"	2'-5 3/8"	2'-7 3/8"	2'-9 3/8"	3'-1 3/8"	3'-5 3/8"	3'-9 3/8"
		1'-10 3/8"	2'-2 3/8"	2'-6 3/8"	2'-8 3/8"	2'-10 3/8"	3'-2 3/8"	3'-6 3/8"	3'-10 3/8"
		1-8	2-0	2-4	2-6	2-8	3-0	3-4	3-8
Heights	Unit Dimension	3'-0 9/16"	3'-4 9/16"	3'-8 9/16"	4'-0 9/16"	4'-4 9/16"	4'-8 9/16"	4'-9 1/16"	5'-0 9/16"
	Rough Opening	3'-1 1/16"	3'-5 1/16"	3'-9 1/16"	4'-1 1/16"	4'-5 1/16"	4'-9 1/16"	4'-9 1/16"	5'-1 1/16"
	Call Size	2-10	3-2	3-6	3-10	4-2	4-6	4-10	4-10
	MRADH18210	MRADH20210	MRADH22210	MRADH26210	MRADH28210	MRADH30210	MRADH34210	MRADH38210	
	MRADH1832	MRADH2032	MRADH2232	MRADH2632	MRADH2832	MRADH3032	MRADH3432	MRADH3832	
	MRADH1836	MRADH2036	MRADH2236	MRADH2636	MRADH2836	MRADH3036	MRADH3436	MRADH3836	
	MRADH18310	MRADH20310	MRADH22310	MRADH26310	MRADH28310	MRADH30310	MRADH34310	MRADH38310	
	MRADH1842	MRADH2042	MRADH2242	MRADH2642	MRADH2842	MRADH3042	MRADH3442	MRADH3842	
	MRADH1846	MRADH2046	MRADH2246	MRADH2646	MRADH2846	MRADH3046	MRADH3446	MRADH3846	
	MRADH18410	MRADH20410	MRADH22410	MRADH26410	MRADH28410	MRADH30410	MRADH34410	MRADH38410	

NOTE:
 Shaded units satisfy ICC egress requirements.
 Check with your local code official to confirm egress requirements in your area.

DOUBLE HUNG UNITS

Double Hung – Single Operating Units

		Widths								
		1'-9 3/8"	2'-1 3/8"	2'-5 3/8"	2'-7 3/8"	2'-9 3/8"	3'-1 3/8"	3'-5 3/8"	3'-9 3/8"	
		1'-10 3/8"	2'-2 3/8"	2'-6 3/8"	2'-8 3/8"	2'-10 3/8"	3'-2 3/8"	3'-6 3/8"	3'-10 3/8"	
		1-8	2-0	2-4	2-6	2-8	3-0	3-4	3-8	
Heights	Unit Dimension									
	Rough Opening									
	Call Size									
5'-4 9/16"	5'-5 1/16"	5-2	MRADH1852	MRADH2852	MRADH2452	MRADH2652	MRADH2852	MRADH3052	MRADH3452	MRADH3852
5'-8 9/16"	5'-9 1/16"	5-6E	MRADH1856E	MRADH2856E	MRADH2456E	MRADH2656E	MRADH2856E	MRADH3056E	MRADH3456E	MRADH3856E
5'-8 9/16"	5'-9 1/16"	5-6C	MRADH1856C	MRADH2856C	MRADH2456C	MRADH2656C	MRADH2856C	MRADH3056C	MRADH3456C	MRADH3856C
6'-0 9/16"	6'-1 1/16"	5-10	MRADH18510	MRADH28510	MRADH24510	MRADH26510	MRADH28510	MRADH30510	MRADH34510	MRADH38510
6'-4 9/16"	6'-5 1/16"	6-2	MRADH1862	MRADH2862	MRADH2462	MRADH2662	MRADH2862	MRADH3062	MRADH3462	MRADH3862
6'-8 9/16"	6'-9 1/16"	6-6	MRADH1866	MRADH2866	MRADH2466	MRADH2666	MRADH2866	MRADH3066	MRADH3466	MRADH3866
7'-2 9/16"	7'-3 1/16"	7-0	MRADH1870	MRADH2870	MRADH2470	MRADH2670	MRADH2870	MRADH3070	MRADH3470	MRADH3870

NOTE:

Shaded units satisfy ICC egress requirements. Check with your local code official to confirm egress requirements in your area.

Double Hung – Twin Operating Units

		Widths												
		3'-7 3/4"	4'-3 3/4"	4'-11 3/4"	5'-3 3/4"	5'-7 3/4"	6'-3 3/4"	6'-11 3/4"	7'-7 3/4"					
		3'-8 3/4"	4'-4 3/4"	5'-0 3/4"	5'-4 3/4"	5'-8 3/4"	6'-4 3/4"	7'-0 3/4"	7'-8 3/4"					
		1-8 Twin	2-0 Twin	2-4 Twin	2-6 Twin	2-8 Twin	3-0 Twin	3-4 Twin	3-8 Twin					
Heights	Unit Dimension Rough Opening Call Size	3'-0 9/16"	3'-4 9/16"	3'-5 1/16"	3'-1 1/16"	2-10								
	3'-8 9/16"	3'-4 9/16"	3'-5 1/16"	3'-1 1/16"	3-2									
	3'-8 9/16"	3'-9 1/16"	3-6											
	4'-0 9/16"	4'-1 1/16"	3-10											
	4'-4 9/16"	4'-5 1/16"	4-2											
	4'-8 9/16"	4'-9 1/16"	4-6											
5'-0 9/16"	5'-1 1/16"	4-10												

NOTE:

Shaded units satisfy ICC egress requirements. Check with your local code official to confirm egress requirements in your area.

Double Hung – Twin Operating Units

		Widths								
		3'-7 ³ / ₄ "	4'-3 ³ / ₄ "	4'-11 ³ / ₄ "	5'-3 ³ / ₄ "	5'-7 ³ / ₄ "	6'-3 ³ / ₄ "	6'-11 ³ / ₄ "	7'-7 ³ / ₄ "	
		3'-8 ³ / ₄ "	4'-4 ³ / ₄ "	5'-0 ³ / ₄ "	5'-4 ³ / ₄ "	5'-8 ³ / ₄ "	6'-4 ³ / ₄ "	7'-0 ³ / ₄ "	7'-8 ³ / ₄ "	
		1-8 Twin	2-0 Twin	2-4 Twin	2-6 Twin	2-8 Twin	3-0 Twin	3-4 Twin	3-8 Twin	
Heights	Unit Dimension Rough Opening Call Size	5'-4 ⁹ / ₁₆ " 5'-5 ¹ / ₁₆ " 5-2								
	5'-8 ⁹ / ₁₆ " 5'-9 ¹ / ₁₆ " 5-6E									
	5'-8 ⁹ / ₁₆ " 5'-9 ¹ / ₁₆ " 5-6C									
	6'-0 ⁹ / ₁₆ " 6'-1 ¹ / ₁₆ " 5-10									
	6'-4 ⁹ / ₁₆ " 6'-5 ¹ / ₁₆ " 6-2									
	6'-8 ⁹ / ₁₆ " 6'-9 ¹ / ₁₆ " 6-6									
	7'-2 ⁹ / ₁₆ " 7'-3 ¹ / ₁₆ " 7-0									

NOTE:

Shaded units satisfy ICC egress requirements. Check with your local code official to confirm egress requirements in your area.

Double Hung – Combination 1-8 Operating Units

		Widths						
		6'-10 1/8"	7'-2 1/8"	7'-6 1/8"	7'-10 1/8"	8'-10 1/8"	9'-10 1/8"	
		6'-11 1/8"	7'-3 1/8"	7'-7 1/8"	7'-11 1/8"	8'-11 1/8"	9'-11 1/8"	
		18/30	18/34	18/38	18/40	18/50	18/60	
Heights	Unit Dimension Rough Opening Call Size	3'-0 9/16"	3'-4 9/16"	3'-8 9/16"	3'-0 9/16"	3'-4 9/16"	3'-8 9/16"	3'-0 9/16"
	2-10	3'-1 1/16"	3'-5 1/16"	3'-9 1/16"	3'-1 1/16"	3'-5 1/16"	3'-9 1/16"	3'-1 1/16"
	3-2	3'-4 9/16"	3'-8 9/16"	3'-12 9/16"	3'-4 9/16"	3'-8 9/16"	3'-12 9/16"	3'-4 9/16"
	3-6	3'-8 9/16"	3'-12 9/16"	3'-16 9/16"	3'-8 9/16"	3'-12 9/16"	3'-16 9/16"	3'-8 9/16"
	3-10	3'-12 9/16"	3'-16 9/16"	3'-20 9/16"	3'-12 9/16"	3'-16 9/16"	3'-20 9/16"	3'-12 9/16"
	4-2	3'-16 9/16"	3'-20 9/16"	3'-24 9/16"	3'-16 9/16"	3'-20 9/16"	3'-24 9/16"	3'-16 9/16"
	4-6	3'-20 9/16"	3'-24 9/16"	3'-28 9/16"	3'-20 9/16"	3'-24 9/16"	3'-28 9/16"	3'-20 9/16"
4-10	3'-24 9/16"	3'-28 9/16"	3'-32 9/16"	3'-24 9/16"	3'-28 9/16"	3'-32 9/16"	3'-24 9/16"	
		MRADH1830/210	MRADH1834/210	MRADH1838/210	MRADH1840/210	MRADH1850/210	MRADH1860/210	
		MRADH1830/32	MRADH1834/32	MRADH1838/32	MRADH1840/32	MRADH1850/32	MRADH1860/32	
		MRADH1830/36	MRADH1834/36	MRADH1838/36	MRADH1840/36	MRADH1850/36	MRADH1860/36	
		MRADH1830/310	MRADH1834/310	MRADH1838/310	MRADH1840/310	MRADH1850/310	MRADH1860/310	
		MRADH1830/42	MRADH1834/42	MRADH1838/42	MRADH1840/42	MRADH1850/42	MRADH1860/42	
		MRADH1830/46	MRADH1834/46	MRADH1838/46	MRADH1840/46	MRADH1850/46	MRADH1860/46	
		MRADH1830/410	MRADH1834/410	MRADH1838/410	MRADH1840/410	MRADH1850/410	MRADH1860/410	


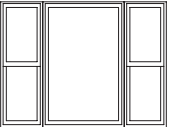
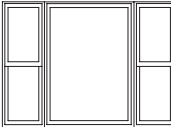
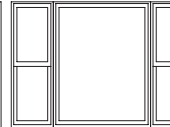
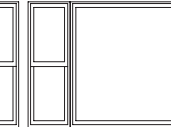

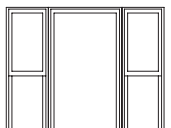
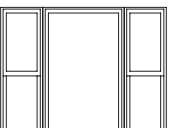
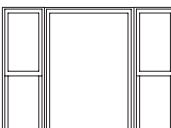
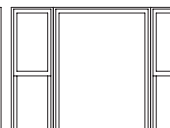
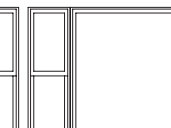
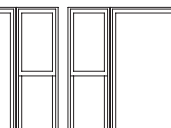




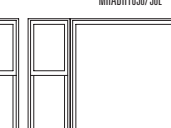
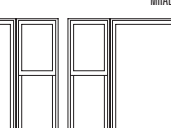


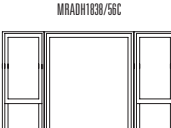
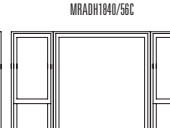
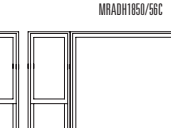
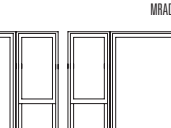




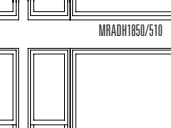






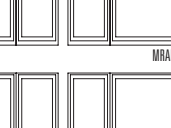




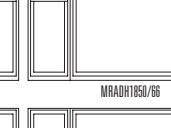

Double Hung – Combination 1-8 Operating Units

Widths

7'-6 1/8"	7'-10 1/8"	8'-2 1/8"	8'-6 1/8"	9'-6 1/8"	10'-6 1/8"
7'-7 1/8"	7'-11 1/8"	8'-3 1/8"	8'-7 1/8"	9'-7 1/8"	10'-7 1/8"
18/30	18/34	18/38	18/40	18/50	18/60

Heights

Unit Dimension	Rough Opening	Call Size
5'-4 9/16"	5'-5 1/16"	5-2
5'-8 9/16"	5'-9 1/16"	5-6E
5'-8 9/16"	5'-9 1/16"	5-6C
6'-4 9/16"	6'-5 1/16"	5-10
6'-8 9/16"	6'-9 1/16"	6-6
6'-8 9/16"	6'-9 1/16"	6-6
7'-2 9/16"	7'-3 1/16"	7-0

					
MRADH1830/52	MRADH1834/52	MRADH1838/52	MRADH1840/52	MRADH1850/52	MRADH1860/52
					
MRADH1830/56E	MRADH1834/56E	MRADH1838/56E	MRADH1840/56E	MRADH1850/56E	MRADH1860/56E
					
MRADH1830/56C	MRADH1834/56C	MRADH1838/56C	MRADH1840/56C	MRADH1850/56C	MRADH1860/56C
					
MRADH1830/510	MRADH1834/510	MRADH1838/510	MRADH1840/510	MRADH1850/510	MRADH1860/510
					
MRADH1830/62	MRADH1834/62	MRADH1838/62	MRADH1840/62	MRADH1850/62	MRADH1860/62
					
MRADH1830/66	MRADH1834/66	MRADH1838/66	MRADH1840/66	MRADH1850/66	MRADH1860/66
					
MRADH1830/70	MRADH1834/70	MRADH1838/70	MRADH1840/70	MRADH1850/70	MRADH1860/70

Double Hung – Combination 2-0 Operating Units

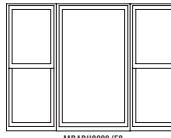
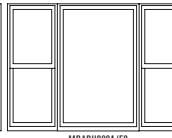
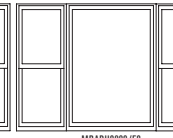



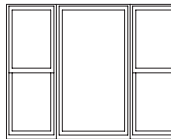
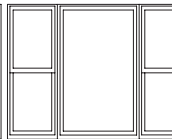
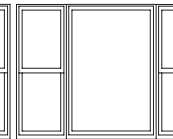




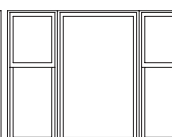
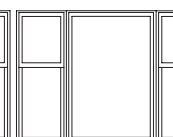
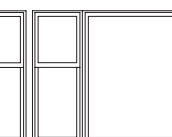
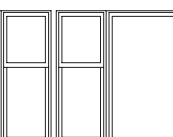



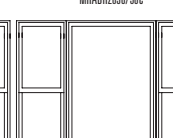
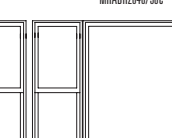





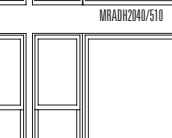














Heights	Widths					
	7'-6 1/8"	7'-10 1/8"	8'-2 1/8"	8'-6 1/8"	9'-6 1/8"	10'-6 1/8"
	7'-7 1/8"	7'-11 1/8"	8'-3 1/8"	8'-7 1/8"	9'-7 1/8"	10'-7 1/8"
Unit Dimension Rough Opening Call Size	20/30	20/34	20/38	20/40	20/50	20/60
3'-0 9/16"						
3'-4 9/16"						
3'-8 9/16"						
4'-0 9/16"						
4'-4 9/16"						
4'-8 9/16"						
5'-0 9/16"						

Double Hung – Combination 2-0 Operating Units

Widths

7'-6 1/8"	7'-10 1/8"	8'-2 1/8"	8'-6 1/8"	9'-6 1/8"	10'-6 1/8"
7'-7 1/8"	7'-11 1/8"	8'-3 1/8"	8'-7 1/8"	9'-7 1/8"	10'-7 1/8"
20/30	20/34	20/38	20/40	20/50	20/60

Unit Dimension	Rough Opening	Call Size
5'-4 9/16"	5'-5 1/16"	5-2
5'-8 9/16"	5'-9 1/16"	5-6E
5'-8 9/16"	5'-9 1/16"	5-6C
6'-4 9/16"	6'-5 1/16"	5-10
6'-8 9/16"	6'-9 1/16"	6-6
6'-8 9/16"	6'-9 1/16"	6-6
7'-2 9/16"	7'-3 1/16"	7-0









					
MRADH2030/52	MRADH2034/52	MRADH2038/52	MRADH2040/52	MRADH2050/52	MRADH2060/52
					
MRADH2030/56E	MRADH2034/56E	MRADH2038/56E	MRADH2040/56E	MRADH2050/56E	MRADH2060/56E
					
MRADH2030/56C	MRADH2034/56C	MRADH2038/56C	MRADH2040/56C	MRADH2050/56C	MRADH2060/56C
					
MRADH2030/510	MRADH2034/510	MRADH2038/510	MRADH2040/510	MRADH2050/510	MRADH2060/510
					
MRADH2030/62	MRADH2034/62	MRADH2038/62	MRADH2040/62	MRADH2050/62	MRADH2060/62
					
MRADH2030/66	MRADH2034/66	MRADH2038/66	MRADH2040/66	MRADH2050/66	MRADH2060/66
					
MRADH2030/70	MRADH2034/70	MRADH2038/70	MRADH2040/70	MRADH2050/70	MRADH2060/70









		Widths											
		1'-1 3/8"	1'-9 3/8"	2'-1 3/8"	2'-5 3/8"	2'-7 3/8"	2'-9 3/8"	3'-1 3/8"	3'-5 3/8"	3'-9 3/8"	4'-1 3/8"	5'-1 3/8"	6'-1 3/8"
		1'-2 3/8"	1'-10 3/8"	2'-2 3/8"	2'-6 3/8"	2'-8 3/8"	2'-10 3/8"	3'-2 3/8"	3'-6 3/8"	3'-10 3/8"	4'-2 3/8"	5'-2 3/8"	6'-2 3/8"
		1-0	1-8	2-0	2-4	2-6	2-8	3-0	3-4	3-8	4-0	5-0	6-0
Heights	Unit Dimension Rough Opening Call Size	3'-0 9/16"	3'-4 9/16"	3'-8 9/16"	4'-0 9/16"	4'-4 9/16"	4'-8 9/16"	5'-0 9/16"					
	3'-1 1/16"												
	3'-5 1/16"												
	3'-9 1/16"												
	4'-1 1/16"												
	4'-5 1/16"												
4-2													
4-6													
4-10													
		MRADH10210P	MRADH18210P	MRADH20210P	MRADH24210P	MRADH26210P	MRADH28210P	MRADH30210P	MRADH34210P	MRADH38210P	MRADH40210P	MRADH50210P	MRADH60210P
		MRADH1023P	MRADH1823P	MRADH2023P	MRADH2423P	MRADH2623P	MRADH2823P	MRADH3023P	MRADH3423P	MRADH3823P	MRADH4023P	MRADH5023P	MRADH6023P
		MRADH1026P	MRADH1826P	MRADH2026P	MRADH2426P	MRADH2626P	MRADH2826P	MRADH3026P	MRADH3426P	MRADH3826P	MRADH4026P	MRADH5026P	MRADH6026P
		MRADH10310P	MRADH18310P	MRADH20310P	MRADH24310P	MRADH26310P	MRADH28310P	MRADH30310P	MRADH34310P	MRADH38310P	MRADH40310P	MRADH50310P	MRADH60310P
		MRADH1042P	MRADH1842P	MRADH2042P	MRADH2442P	MRADH2642P	MRADH2842P	MRADH3042P	MRADH3442P	MRADH3842P	MRADH4042P	MRADH5042P	MRADH6042P
		MRADH1046P	MRADH1846P	MRADH2046P	MRADH2446P	MRADH2646P	MRADH2846P	MRADH3046P	MRADH3446P	MRADH3846P	MRADH4046P	MRADH5046P	MRADH6046P
		MRADH10410P	MRADH18410P	MRADH20410P	MRADH24410P	MRADH26410P	MRADH28410P	MRADH30410P	MRADH34410P	MRADH38410P	MRADH40410P	MRADH50410P	MRADH60410P







Double Hung – Fixed Units

		Widths													
		1'-1 3/8"	1'-9 3/8"	2'-1 3/8"	2'-5 3/8"	2'-7 3/8"	2'-9 3/8"	3'-1 3/8"	3'-5 3/8"	3'-9 3/8"	4'-1 3/8"	5'-1 3/8"	6'-1 3/8"		
		1'-2 3/8"	1'-10 3/8"	2'-2 3/8"	2'-6 3/8"	2'-8 3/8"	2'-10 3/8"	3'-2 3/8"	3'-6 3/8"	3'-10 3/8"	4'-2 3/8"	5'-2 3/8"	6'-2 3/8"		
		1-0	1-8	2-0	2-4	2-6	2-8	3-0	3-4	3-8	4-0	5-0	6-0		
Heights	Unit Dimension Rough Opening Call Size														
	5'-4 9/16"	5'-5 1/16"	5-2	MRADH1052P	MRADH1052P	MRADH2052P	MRADH2452P	MRADH2652P	MRADH2652P	MRADH3052P	MRADH3452P	MRADH3852P	MRADH4052P	MRADH5052P	MRADH6052P
	5'-8 9/16"	5'-9 1/16"	5-6E	MRADH1056P	MRADH1056P	MRADH2056P	MRADH2456P	MRADH2656P	MRADH2656P	MRADH3056P	MRADH3456P	MRADH3856P	MRADH4056P	MRADH5056P	MRADH6056P
	5'-8 9/16"	5'-9 1/16"	5-6C	MRADH1056CP	MRADH1056CP	MRADH2056CP	MRADH2456CP	MRADH2656CP	MRADH2656CP	MRADH3056CP	MRADH3456CP	MRADH3856CP	MRADH4056CP	MRADH5056CP	MRADH6056CP
	6'-4 9/16"	6'-5 1/16"	5-10	MRADH10510P	MRADH10510P	MRADH20510P	MRADH24510P	MRADH26510P	MRADH26510P	MRADH30510P	MRADH34510P	MRADH38510P	MRADH40510P	MRADH50510P	MRADH60510P
	6'-8 9/16"	6'-9 1/16"	6-6	MRADH1062P	MRADH2062P	MRADH2462P	MRADH2662P	MRADH2662P	MRADH3062P	MRADH3462P	MRADH3862P	MRADH4062P	MRADH5062P	MRADH6062P	MRADH6062P
	6'-8 9/16"	6'-9 1/16"	6-6	MRADH1066P	MRADH2066P	MRADH2466P	MRADH2666P	MRADH2666P	MRADH3066P	MRADH3466P	MRADH3866P	MRADH4066P	MRADH5066P	MRADH6066P	MRADH6066P
7'-2 9/16"	7'-3 1/16"	7-0	MRADH1870P	MRADH2070P	MRADH2470P	MRADH2670P	MRADH2670P	MRADH3070P	MRADH3470P	MRADH3870P	MRADH4070P	MRADH5070P	MRADH6070P	MRADH6070P	

Double Hung – Circle Head Units

Heights	Widths							
	1'-9 3/8"	2'-1 3/8"	2'-5 3/8"	2'-7 3/8"	2'-9 3/8"	3'-1 3/8"	3'-5 3/8"	3'-9 3/8"
	1'-10 3/8"	2'-2 3/8"	2'-6 3/8"	2'-8 3/8"	2'-10 3/8"	3'-2 3/8"	3'-6 3/8"	3'-10 3/8"
Unit Dimension	1-8	2-0	2-4	2-6	2-8	3-0	3-4	3-8
Rough Opening								
Call Size								
								
	0'-10 11/16"	1'-0 11/16"	1'-2 11/16"	1'-3 11/16"	1'-4 11/16"	1'-6 11/16"	1'-8 11/16"	1'-10 11/16"
	0'-11 3/16"	1'-1 3/16"	1'-3 3/16"	1'-4 3/16"	1'-5 3/16"	1'-7 3/16"	1'-9 3/16"	1'-11 3/16"

Heights	Twin Widths							
	3'-7 3/4"	4'-3 3/4"	4'-11 3/4"	5'-3 3/4"	5'-7 3/4"	6'-3 3/4"	6'-11 3/4"	7'-7 3/4"
	3'-8 3/4"	4'-4 3/4"	5'-0 3/4"	5'-4 3/4"	5'-8 3/4"	6'-4 3/4"	7'-0 3/4"	7'-8 3/4"
Unit Dimension	1-8 Twin	2-0 Twin	2-4 Twin	2-6 Twin	2-8 Twin	3-0 Twin	3-4 Twin	3-8 Twin
Rough Opening								
Call Size								
								
	1'-9 7/8"	2'-1 7/8"	2'-5 7/8"	2'-7 7/8"	2'-9 7/8"	3'-1 7/8"	3'-5 7/8"	3'-9 7/8"
	1'-10 3/8"	2'-2 3/8"	2'-6 3/8"	2'-8 3/8"	2'-10 3/8"	3'-2 3/8"	3'-6 3/8"	3'-10 3/8"

Heights	Picture Widths					
	3'-1 3/8"	3'-5 3/8"	3'-9 3/8"	4'-1 3/8"	5'-1 3/8"	6'-1 3/8"
	3'-2 3/8"	3'-6 3/8"	3'-10 3/8"	4'-2 3/8"	5'-2 3/8"	6'-2 3/8"
Unit Dimension	3-0 Picture	3-0 Picture	3-0 Picture	4-0 Picture	5-0 Picture	6-0 Picture
Rough Opening						
Call Size						
						
	1'-6 11/16"	1'-8 11/16"	1'-10 11/16"	2'-0 11/16"	2'-6 11/16"	3'-0 11/16"
	1'-7 3/16"	1'-9 3/16"	1'-11 3/16"	2'-1 3/16"	2'-7 3/16"	3'-1 3/16"

Double Hung – Quarter Circle & Elliptical Units

Quarter Circle Widths

Heights	Unit Dimension	2'-1 3/8"	2'-5 3/8"	2'-7 3/8"	2'-9 3/8"	3'-1 3/8"	3'-5 3/8"	3'-9 3/8"
	Rough Opening	2'-2 3/8"	2'-6 3/8"	2'-8 3/8"	2'-10 3/8"	3'-2 3/8"	3'-6 3/8"	3'-10 3/8"
	Call Size	2-0	2-4	2-6	2-8	3-0	3-4	3-8

MRADH20C	MRADH24C	MRADH26C	MRADH28C	MRADH30C	MRADH34C	MRADH38C
2'-1 3/8"	2'-5 3/8"	2'-7 3/8"	2'-9 3/8"	3'-1 3/8"	3'-5 3/8"	3'-9 3/8"
2'-1 7/8"	2'-5 7/8"	2'-7 7/8"	2'-9 7/8"	3'-1 7/8"	3'-5 7/8"	3'-9 7/8"

Elliptical Single Widths

Heights	Unit Dimension	3'-5 3/8"	3'-9 3/8"
	Rough Opening	3'-6 3/8"	3'-10 3/8"
	Call Size	3-4	3-8

MRADH34-EL	MRADH38-EL
0'-10 3/8"	0'-11 3/8"
0'-10 7/8"	0'-11 7/8"

Elliptical Picture Widths

Heights	Unit Dimension	4'-1 3/8"	5'-1 3/8"	6'-1 3/8"
	Rough Opening	4'-2 3/8"	5'-2 3/8"	6'-2 3/8"
	Call Size	4-0 Picture	5-0 Picture	6-0 Picture

MRADH40-PEL	MRADH50-PEL	MRADH60-PEL
1'-0 3/8"	1'-3 3/8"	1'-6 3/8"
1'-0 7/8"	1'-3 7/8"	1'-6 7/8"

Elliptical Twin Widths

Heights	Unit Dimension	4'-3 3/4"	4'-11 3/4"	5'-1 1/2"	5'-7 3/4"	6'-3 3/4"	6'-11 3/4"	7'-7 3/4"
	Rough Opening	4'-4 3/4"	5'-0 3/4"	5'-2 1/2"	5'-8 3/4"	6'-4 3/4"	7'-0 3/4"	7'-8 3/4"
	Call Size	2-0 Twin	2-4 Twin	2-6 Twin	2-8 Twin	3-0 Twin	3-4 Twin	3-8 Twin

MRADH20-ZEL	MRADH24-ZEL	MRADH26-ZEL	MRADH28-ZEL	MRADH30-ZEL	MRADH34-ZEL	MRADH38-ZEL
1'-0 15/16"	1'-2 15/16"	1'-3 15/16"	1'-4 15/16"	1'-6 15/16"	1'-8 15/16"	1'-10 15/16"
1'-1 7/16"	1'-3 7/16"	1'-4 7/16"	1'-5 7/16"	1'-7 7/16"	1'-9 7/16"	1'-11 7/16"

True Radius Widths

























































1'-9 3/8"	2'-1 3/8"	2'-5 3/8"	2'-7 3/8"	2'-9 3/8"	3'-1 3/8"	3'-5 3/8"	3'-9 3/8"
1'-10 3/8"	2'-2 3/8"	2'-6 3/8"	2'-8 3/8"	2'-10 3/8"	3'-2 3/8"	3'-6 3/8"	3'-10 3/8"
1-8	2-0	2-4	2-6	2-8	3-0	3-4	3-8

Heights

Unit height is listed first under individual windows

Rough Opening height dimension is listed second under individual windows

Unit Dimension
Rough Opening
Call Size

2-10	 MRADH18210TR 3'-11 1/4" 3'-11 3/4"	 MRADH20210TR 4'-1 1/4" 4'-1 3/4"	 MRADH24210TR 4'-3 1/4" 4'-3 3/4"	 MRADH26210TR 4'-4 1/4" 4'-4 3/4"	 MRADH28210TR 4'-5 1/4" 4'-5 3/4"	 MRADH30210TR 4'-7 1/4" 4'-7 3/4"	 MRADH34210TR 4'-9 1/4" 4'-9 3/4"	 MRADH38210TR 4'-11 1/4" 4'-11 3/4"
3-2	 MRADH1832TR 4'-3 1/4" 4'-3 3/4"	 MRADH2032TR 4'-5 1/4" 4'-5 3/4"	 MRADH2432TR 4'-7 1/4" 4'-7 3/4"	 MRADH2632TR 4'-8 1/4" 4'-8 3/4"	 MRADH2832TR 4'-9 1/4" 4'-9 3/4"	 MRADH3032TR 4'-11 1/4" 4'-11 3/4"	 MRADH3432TR 5'-1 1/4" 5'-1 3/4"	 MRADH3832TR 5'-3 1/4" 5'-3 3/4"
3-6	 MRADH1836TR 4'-7 1/4" 4'-7 3/4"	 MRADH2036TR 4'-9 1/4" 4'-9 3/4"	 MRADH2436TR 4'-11 1/4" 4'-11 3/4"	 MRADH2636TR 5'-0 1/4" 5'-0 3/4"	 MRADH2836TR 5'-1 1/4" 5'-1 3/4"	 MRADH3036TR 5'-3 1/4" 5'-3 3/4"	 MRADH3436TR 5'-5 1/4" 5'-5 3/4"	 MRADH3836TR 5'-7 1/4" 5'-7 3/4"
3-10	 MRADH18310TR 4'-11 3/4" 4'-11 3/4"	 MRADH20310TR 5'-1 1/4" 5'-1 3/4"	 MRADH24310TR 5'-3 1/4" 5'-3 3/4"	 MRADH26310TR 5'-4 1/4" 5'-4 3/4"	 MRADH28310TR 5'-5 1/4" 5'-5 3/4"	 MRADH30310TR 5'-7 1/4" 5'-7 3/4"	 MRADH34310TR 5'-9 1/4" 5'-9 3/4"	 MRADH38310TR 5'-11 1/4" 5'-11 3/4"
4-2	 MRADH1842TR 5'-3 1/4" 5'-3 3/4"	 MRADH2042TR 5'-5 1/4" 5'-5 3/4"	 MRADH2442TR 5'-7 1/4" 5'-7 3/4"	 MRADH2642TR 5'-8 1/4" 5'-8 3/4"	 MRADH2842TR 5'-9 1/4" 5'-9 3/4"	 MRADH3042TR 5'-11 1/4" 5'-11 3/4"	 MRADH3442TR 6'-1 1/4" 6'-1 3/4"	 MRADH3842TR 6'-3 1/4" 6'-3 3/4"
4-6	 MRADH1846TR 5'-7 1/4" 5'-7 3/4"	 MRADH2046TR 5'-9 1/4" 5'-9 3/4"	 MRADH2446TR 5'-11 1/4" 5'-11 3/4"	 MRADH2646TR 6'-0 1/4" 6'-0 3/4"	 MRADH2846TR 6'-1 1/4" 6'-1 3/4"	 MRADH3046TR 6'-3 1/4" 6'-3 3/4"	 MRADH3446TR 6'-5 1/4" 6'-5 3/4"	 MRADH3846TR 6'-7 1/4" 6'-7 3/4"
4-10	 MRADH18410TR 5'-11 1/4" 5'-11 3/4"	 MRADH20410TR 6'-1 1/4" 6'-1 3/4"	 MRADH24410TR 6'-3 1/4" 6'-3 3/4"	 MRADH26410TR 6'-4 1/4" 6'-4 3/4"	 MRADH28410TR 6'-5 1/4" 6'-5 3/4"	 MRADH30410TR 6'-7 1/4" 6'-7 3/4"	 MRADH34410TR 6'-9 1/4" 6'-9 3/4"	 MRADH38410TR 6'-11 1/4" 6'-11 3/4"

















































Double Hung – True Radius Matching Side Light Units

Widths

1'-1 ³ / ₈ "								
1'-2 ³ / ₈ "								
1-0								
	2-10	3-2	3-6	3-10	4-2	4-6	4-10	
	MRADHT0210SL	MRADHT032SL	MRADHT036SL	MRADHT0310SL	MRADHT042SL	MRADHT046SL	MRADHT0410SL	
								3'-0 ⁹ / ₁₆ "
								3'-1 ¹ / ₁₆ "
								3'-4 ⁹ / ₁₆ "
								3'-5 ¹ / ₁₆ "
								3'-9 ¹ / ₁₆ "
								3'-8 ⁹ / ₁₆ "
								4'-0 ⁹ / ₁₆ "
								4'-1 ¹ / ₁₆ "
								4'-4 ⁹ / ₁₆ "
								4'-5 ¹ / ₁₆ "
								4'-8 ⁹ / ₁₆ "
								4'-9 ¹ / ₁₆ "
								5'-0 ⁹ / ₁₆ "
								5'-1 ¹ / ₁₆ "

NOTE:
Custom sizes are available.

True Radius Widths

Unit Dimension Rough Opening Call Size	1'-9 3/8"	2'-1 3/8"	2'-5 3/8"	2'-7 3/8"	2'-9 3/8"	3'-1 3/8"	3'-5 3/8"	3'-9 3/8"
	1'-10 3/8"	2'-2 3/8"	2'-6 3/8"	2'-8 3/8"	2'-10 3/8"	3'-2 3/8"	3'-6 3/8"	3'-10 3/8"
	1-8	2-0	2-4	2-6	2-8	3-0	3-4	3-8
5-2	 MRADH1852TR 6'-3 1/4" 6'-3 3/4"	 MRADH2052TR 6'-5 1/4" 6'-5 3/4"	 MRADH2452TR 6'-7 1/4" 6'-7 3/4"	 MRADH2652TR 6'-8 1/4" 6'-8 3/4"	 MRADH2852TR 6'-9 1/4" 6'-9 3/4"	 MRADH3052TR 6'-11 1/4" 6'-11 3/4"	 MRADH3452TR 7'-1 1/4" 7'-1 3/4"	 MRADH3852TR 7'-3 1/4" 7'-3 3/4"
5-6	 MRADH1856TR 6'-7 1/4" 6'-7 3/4"	 MRADH2056TR 6'-9 1/4" 6'-9 3/4"	 MRADH2456TR 6'-11 1/4" 6'-11 3/4"	 MRADH2656TR 7'-0 1/4" 7'-0 3/4"	 MRADH2856TR 7'-1 1/4" 7'-1 3/4"	 MRADH3056TR 7'-3 1/4" 7'-3 3/4"	 MRADH3456TR 7'-5 1/4" 7'-5 3/4"	 MRADH3856TR 7'-7 1/4" 7'-7 3/4"
5-10	 MRADH18510TR 6'-11 1/4" 6'-11 3/4"	 MRADH20510TR 7'-1 1/4" 7'-1 3/4"	 MRADH24510TR 7'-3 1/4" 7'-3 3/4"	 MRADH26510TR 7'-4 1/4" 7'-4 3/4"	 MRADH28510TR 7'-5 1/4" 7'-5 3/4"	 MRADH30510TR 7'-7 1/4" 7'-7 3/4"	 MRADH34510TR 7'-9 1/4" 7'-9 3/4"	 MRADH38510TR 7'-11 1/4" 7'-11 3/4"
6-2	 MRADH1862TR 7'-3 1/4" 7'-3 3/4"	 MRADH2062TR 7'-5 1/4" 7'-5 3/4"	 MRADH2462TR 7'-7 1/4" 7'-7 3/4"	 MRADH2662TR 7'-8 1/4" 7'-8 3/4"	 MRADH2862TR 7'-9 1/4" 7'-9 3/4"	 MRADH3062TR 7'-11 1/4" 7'-11 3/4"	 MRADH3462TR 8'-1 1/4" 8'-1 3/4"	 MRADH3862TR 8'-3 1/4" 8'-3 3/4"
6-6	 MRADH1866TR 7'-7 1/4" 7'-7 3/4"	 MRADH2066TR 7'-9 1/4" 7'-9 3/4"	 MRADH2466TR 7'-11 1/4" 7'-11 3/4"	 MRADH2666TR 8'-0 1/4" 8'-0 3/4"	 MRADH2866TR 8'-1 1/4" 8'-1 3/4"	 MRADH3066TR 8'-3 1/4" 8'-3 3/4"	 MRADH3466TR 8'-5 1/4" 8'-5 3/4"	 MRADH3866TR 8'-7 1/4" 8'-7 3/4"
7-0	 MRADH1870TR 8'-1 1/4" 8'-1 3/4"	 MRADH2070TR 8'-3 1/4" 8'-3 3/4"	 MRADH2470TR 8'-5 1/4" 8'-5 3/4"	 MRADH2670TR 8'-6 1/4" 8'-6 3/4"	 MRADH2870TR 8'-7 1/4" 8'-7 3/4"	 MRADH3070TR 8'-9 1/4" 8'-9 3/4"	 MRADH3470TR 8'-11 1/4" 8'-11 3/4"	 MRADH3870TR 9'-1 1/4" 9'-1 3/4"

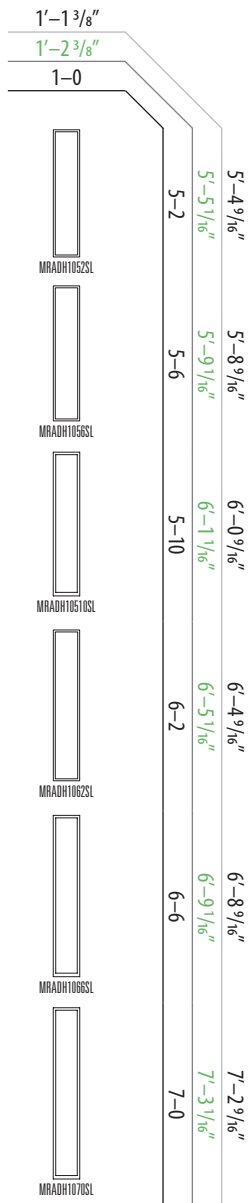
Heights

Unit height is listed first under individual windows

Rough Opening height dimension is listed second under individual windows

Double Hung – True Radius Matching Side Light Units

Widths



NOTE:
Custom sizes are available.

Double Hung – True Radius Twin Units


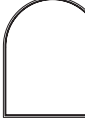












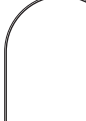
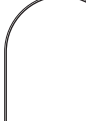




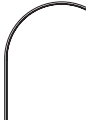
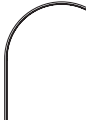













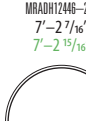
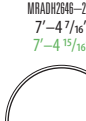
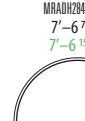
True Radius Widths

Unit Dimension	3'-7 3/4"	4'-3 3/4"	4'-11 3/4"	5'-3 3/4"	5'-7 3/4"	6'-3 3/4"
Rough Opening	3'-8 3/4"	4'-4 3/4"	5'-0 3/4"	5'-4 3/4"	5'-8 3/4"	6'-4 3/4"
Call Size	1-8 Twin	2-0 Twin	2-4 Twin	2-6 Twin	2-8 Twin	3-0 Twin

Heights







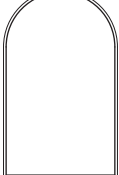



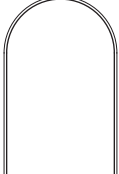

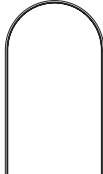
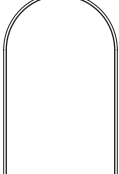




Unit height is listed first under individual windows

Rough Opening height dimension is listed second under individual windows

Height	3'-7 3/4"	4'-3 3/4"	4'-11 3/4"	5'-3 3/4"	5'-7 3/4"	6'-3 3/4"
2-10	 <p>MRADH18210-ZTR 4'-10 7/16" 4'-10 15/16"</p>	 <p>MRADH20210-ZTR 5'-2 7/16" 5'-2 15/16"</p>	 <p>MRADH24210-ZTR 5'-6 7/16" 5'-6 15/16"</p>	 <p>MRADH26210-ZTR 5'-8 7/16" 5'-8 15/16"</p>	 <p>MRADH28210-ZTR 5'-10 7/16" 5'-10 15/16"</p>	 <p>MRADH30210-ZTR 6'-2 7/16" 6'-2 15/16"</p>
3-2	 <p>MRADH1832-ZTR 5'-2 7/16" 5'-2 15/16"</p>	 <p>MRADH2032-ZTR 5'-6 7/16" 5'-6 15/16"</p>	 <p>MRADH2432-ZTR 5'-10 7/16" 5'-10 15/16"</p>	 <p>MRADH2632-ZTR 6'-0 7/16" 6'-0 15/16"</p>	 <p>MRADH2832-ZTR 6'-2 7/16" 6'-2 15/16"</p>	 <p>MRADH3032-ZTR 6'-6 7/16" 6'-6 15/16"</p>
3-6	 <p>MRADH1836-ZTR 5'-6 7/16" 5'-6 15/16"</p>	 <p>MRADH2036-ZTR 5'-10 7/16" 5'-10 15/16"</p>	 <p>MRADH2436-ZTR 6'-2 7/16" 6'-2 15/16"</p>	 <p>MRADH2636-ZTR 6'-4 7/16" 6'-4 15/16"</p>	 <p>MRADH2836-ZTR 6'-6 7/16" 6'-6 15/16"</p>	 <p>MRADH3036-ZTR 6'-10 7/16" 6'-10 15/16"</p>
3-10	 <p>MRADH18310-ZTR 5'-10 7/16" 5'-10 15/16"</p>	 <p>MRADH20310-ZTR 6'-2 7/16" 6'-2 15/16"</p>	 <p>MRADH24310-ZTR 6'-6 7/16" 6'-6 15/16"</p>	 <p>MRADH26310-ZTR 6'-8 7/16" 6'-8 15/16"</p>	 <p>MRADH28310-ZTR 6'-10 7/16" 6'-10 15/16"</p>	
4-2	 <p>MRADH1842-ZTR 6'-2 7/16" 6'-2 15/16"</p>	 <p>MRADH2042-ZTR 6'-6 7/16" 6'-6 15/16"</p>	 <p>MRADH2442-ZTR 6'-10 7/16" 6'-10 15/16"</p>	 <p>MRADH2642-ZTR 7'-0 7/16" 7'-0 15/16"</p>	 <p>MRADH2842-ZTR 7'-2 7/16" 7'-2 15/16"</p>	
4-6	 <p>MRADH1846-ZTR 6'-6 7/16" 6'-6 15/16"</p>	 <p>MRADH2046-ZTR 6'-10 7/16" 6'-10 15/16"</p>	 <p>MRADH2446-ZTR 7'-2 7/16" 7'-2 15/16"</p>	 <p>MRADH2646-ZTR 7'-4 7/16" 7'-4 15/16"</p>	 <p>MRADH2846-ZTR 7'-6 7/16" 7'-6 15/16"</p>	
4-10	 <p>MRADH18410-ZTR 6'-10 7/16" 6'-10 15/16"</p>	 <p>MRADH20410-ZTR 7'-2 7/16" 7'-2 15/16"</p>	 <p>MRADH24410-ZTR 7'-6 7/16" 7'-6 15/16"</p>	 <p>MRADH26410-ZTR 7'-8 7/16" 7'-8 15/16"</p>	 <p>MRADH28410-ZTR 7'-10 7/16" 7'-10 15/16"</p>	

Double Hung – True Radius Twin Units

True Radius Widths

Unit Dimension	3'–7 ³ / ₄ "	4'–3 ³ / ₄ "	4'–11 ³ / ₄ "	5'–3 ³ / ₄ "
Rough Opening	3'–8 ³ / ₄ "	4'–4 ³ / ₄ "	5'–0 ³ / ₄ "	5'–4 ³ / ₄ "
Call Size	1–8 Twin	2–0 Twin	2–4 Twin	2–6 Twin
5–2	 MRADH1852–2TR 7'–2 ⁷ / ₁₆ " 7'–2 ¹⁵ / ₁₆ "	 MRADH2062–2TR 7'–6 ⁷ / ₁₆ " 7'–6 ¹⁵ / ₁₆ "	 MRADH2452–2TR 7'–10 ⁷ / ₁₆ " 7'–10 ¹⁵ / ₁₆ "	 MRADH2862–2TR 8'–2 ⁷ / ₁₆ " 8'–2 ¹⁵ / ₁₆ "
5–6	 MRADH1856–2TR 7'–6 ⁷ / ₁₆ " 7'–6 ¹⁵ / ₁₆ "	 MRADH2066–2TR 7'–10 ⁷ / ₁₆ " 7'–10 ¹⁵ / ₁₆ "	 MRADH2456–2TR 8'–2 ⁷ / ₁₆ " 8'–2 ¹⁵ / ₁₆ "	 MRADH2856–2TR 8'–5 ⁷ / ₁₆ " 8'–5 ¹⁵ / ₁₆ "
5–10	 MRADH18510–2TR 7'–10 ⁷ / ₁₆ " 7'–10 ¹⁵ / ₁₆ "	 MRADH20610–2TR 8'–2 ⁷ / ₁₆ " 8'–2 ¹⁵ / ₁₆ "	 MRADH24510–2TR 8'–6 ⁷ / ₁₆ " 8'–6 ¹⁵ / ₁₆ "	
6–2	 MRADH1862–2TR 8'–2 ⁷ / ₁₆ " 8'–2 ¹⁵ / ₁₆ "	 MRADH2062–2TR 8'–6 ⁷ / ₁₆ " 8'–6 ¹⁵ / ₁₆ "	 MRADH2462–2TR 8'–10 ⁷ / ₁₆ " 8'–10 ¹⁵ / ₁₆ "	
6–6	 MRADH1866–2TR 8'–6 ⁷ / ₁₆ " 8'–6 ¹⁵ / ₁₆ "	 MRADH2066–2TR 8'–10 ⁷ / ₁₆ " 8'–10 ¹⁵ / ₁₆ "		
7–0	 MRADH1870–2TR 9'–0 ⁷ / ₁₆ " 9'–0 ¹⁵ / ₁₆ "	 MRADH2070–2TR 9'–4 ⁷ / ₁₆ " 9'–4 ¹⁵ / ₁₆ "		

Heights

Unit height is listed first under individual windows

Rough Opening height dimension is listed second under individual windows

Double Hung – Arch Picture Units

Arch Picture Widths

Unit Dimension	1'-9 3/8"	2'-1 3/8"	2'-5 3/8"	2'-7 3/8"	2'-9 3/8"	3'-1 3/8"	3'-5 3/8"	3'-9 3/8"
Rough Opening	1'-10 3/8"	2'-2 3/8"	2'-6 3/8"	2'-8 3/8"	2'-10 3/8"	3'-2 3/8"	3'-6 3/8"	3'-10 3/8"
Call Size	1-8	2-0	2-4	2-6	2-8	3-0	3-4	3-8

Heights



































































Unit height is listed first under individual windows

Rough Opening height dimension is listed second under individual windows

Unit Dimension	1'-9 3/8"	2'-1 3/8"	2'-5 3/8"	2'-7 3/8"	2'-9 3/8"	3'-1 3/8"	3'-5 3/8"	3'-9 3/8"
3-10	MRADH18310AH 4'-4 1/8" 4'-4 5/8"	MRADH28310AH 4'-4 13/16" 4'-5 5/16"	MRADH24310AH 4'-5 7/16" 4'-5 15/16"	MRADH26310AH 4'-5 13/16" 4'-6 5/16"	MRADH28310AH 4'-6 1/8" 4'-6 5/8"	MRADH30310AH 4'-6 13/16" 4'-7 1/16"	MRADH34310AH 4'-7 7/16" 4'-7 15/16"	MRADH38310AH 4'-8 1/8" 4'-8 5/8"
4-2	MRADH1842AH 4'-8 1/8" 4'-8 5/8"	MRADH2042AH 4'-8 13/16" 4'-9 5/16"	MRADH2442AH 4'-9 7/16" 4'-9 15/16"	MRADH2642AH 4'-9 13/16" 4'-10 5/16"	MRADH2842AH 4'-10 1/8" 4'-10 5/8"	MRADH3042AH 4'-10 13/16" 4'-10 5/16"	MRADH3442AH 4'-11 7/16" 4'-11 15/16"	MRADH3842AH 5'-0 1/8" 5'-0 5/8"
4-6	MRADH1846AH 5'-0 1/8" 5'-0 5/8"	MRADH2046AH 5'-0 13/16" 5'-1 5/16"	MRADH2446AH 5'-1 7/16" 5'-1 15/16"	MRADH2646AH 5'-1 13/16" 5'-1 5/16"	MRADH2846AH 5'-2 1/8" 5'-2 5/8"	MRADH3046AH 5'-2 13/16" 5'-2 5/16"	MRADH3446AH 5'-3 7/16" 5'-3 15/16"	MRADH3846AH 5'-4 1/8" 5'-4 5/8"
4-10	MRADH18410AH 5'-4 1/8" 5'-4 5/8"	MRADH20410AH 5'-4 13/16" 5'-5 5/16"	MRADH24410AH 5'-5 7/16" 5'-5 15/16"	MRADH26410AH 5'-5 13/16" 5'-6 5/16"	MRADH28410AH 5'-6 1/8" 5'-6 5/8"	MRADH30410AH 5'-6 13/16" 5'-7 1/16"	MRADH34410AH 5'-7 7/16" 5'-7 15/16"	MRADH38410AH 5'-8 1/8" 5'-8 5/8"
5-2	MRADH1852AH 5'-8 1/8" 5'-8 5/8"	MRADH2052AH 5'-8 13/16" 5'-9 5/16"	MRADH2452AH 5'-9 7/16" 5'-9 15/16"	MRADH2652AH 5'-9 13/16" 5'-10 5/16"	MRADH2852AH 5'-10 1/8" 5'-10 5/8"	MRADH3052AH 5'-10 13/16" 5'-11 1/16"	MRADH3452AH 5'-11 7/16" 5'-11 15/16"	MRADH3852AH 6'-0 1/8" 6'-0 5/8"
5-6	MRADH1856AH 6'-0 1/8" 6'-0 5/8"	MRADH2056AH 6'-0 13/16" 6'-1 5/16"	MRADH2456AH 6'-1 7/16" 6'-1 15/16"	MRADH2656AH 6'-1 13/16" 6'-2 5/16"	MRADH2856AH 6'-2 1/8" 6'-2 5/8"	MRADH3056AH 6'-2 13/16" 6'-3 1/16"	MRADH3456AH 6'-3 7/16" 6'-3 15/16"	MRADH3856AH 6'-4 1/8" 6'-4 5/8"
5-10	MRADH18510AH 6'-4 1/8" 6'-4 5/8"	MRADH20510AH 6'-4 13/16" 6'-5 5/16"	MRADH24510AH 6'-5 7/16" 6'-5 15/16"	MRADH26510AH 6'-5 13/16" 6'-6 5/16"	MRADH28510AH 6'-6 1/8" 6'-6 5/8"	MRADH30510AH 6'-6 13/16" 6'-7 1/16"	MRADH34510AH 6'-7 7/16" 6'-7 15/16"	MRADH38510AH 6'-8 1/8" 6'-8 5/8"
6-2	MRADH1862AH 6'-8 1/8" 6'-8 5/8"	MRADH2062AH 6'-8 13/16" 6'-9 5/16"	MRADH2462AH 6'-9 7/16" 6'-9 15/16"	MRADH2662AH 6'-9 13/16" 6'-10 5/16"	MRADH2862AH 6'-10 1/8" 6'-10 5/8"	MRADH3062AH 6'-10 13/16" 6'-11 1/16"	MRADH3462AH 6'-11 7/16" 6'-11 15/16"	MRADH3862AH 7'-0 1/8" 7'-0 5/8"
6-6	MRADH1866AH 7'-0 1/8" 7'-0 5/8"	MRADH2066AH 7'-0 13/16" 7'-1 5/16"	MRADH2466AH 7'-1 7/16" 7'-1 15/16"	MRADH2666AH 7'-1 13/16" 7'-2 5/16"	MRADH2866AH 7'-2 1/8" 7'-2 5/8"	MRADH3066AH 7'-2 13/16" 7'-3 1/16"	MRADH3466AH 7'-3 7/16" 7'-3 15/16"	MRADH3866AH 7'-4 1/8" 7'-4 5/8"
7-0	MRADH1870AH 7'-6 1/8" 7'-6 5/8"	MRADH2070AH 7'-6 13/16" 7'-7 5/16"	MRADH2470AH 7'-7 7/16" 7'-7 15/16"	MRADH2670AH 7'-7 13/16" 7'-8 5/16"	MRADH2870AH 7'-8 1/8" 7'-8 5/8"	MRADH3070AH 7'-7 13/16" 7'-8 1/16"	MRADH3470AH 7'-9 7/16" 7'-9 15/16"	MRADH3870AH 7'-10 1/8" 7'-10 5/8"

Double Hung – Arch Transom Units

Arch Transom Widths

		1'-9 3/8"	2'-1 3/8"	2'-5 3/8"	2'-7 3/8"	2'-9 3/8"	3'-1 3/8"	3'-5 3/8"	3'-9 3/8"	4'-1 3/8"	5'-1 3/8"	6'-1 3/8"
		1'-10 3/8"	2'-2 3/8"	2'-6 3/8"	2'-8 3/8"	2'-10 3/8"	3'-2 3/8"	3'-6 3/8"	3'-10 3/8"	4'-2 3/8"	5'-2 3/8"	6'-2 3/8"
		1-8	2-0	2-4	2-6	2-8	3-0	3-4	3-8	4-0	5-0	6-0
Heights Unit height is listed first under individual windows Rough Opening height dimension is listed second under individual windows	0-6	 MRADH1806AHTN 0'-10 15/16" 0'-11 7/16"	 MRADH2006AHTN 0'-11 5/8" 1'-0 1/8"	 MRADH2406AHTN 1'-0 1/4" 1'-0 3/4"	 MRADH2606AHTN 1'-0 5/8" 1'-1 1/8"	 MRADH2806AHTN 1'-0 15/16" 1'-1 7/16"	 MRADH3006AHTN 1'-1 1/8" 1'-2 1/8"	 MRADH3406AHTN 1'-2 1/4" 1'-2 3/4"	 MRADH3806AHTN 1'-2 15/16" 1'-3 7/16"	 MRADH4006AHTN 1'-3 3/8" 1'-4 1/8"	 MRADH5006AHTN 1'-5 5/8" 1'-6 1/8"	 MRADH6006AHTN 1'-7 5/8" 1'-8 1/8"
	0-10	 MRADH1810AHTN 1'-2 15/16" 1'-3 7/16"	 MRADH2010AHTN 1'-3 3/8" 1'-4 1/8"	 MRADH2410AHTN 1'-4 1/4" 1'-4 3/4"	 MRADH2610AHTN 1'-4 5/8" 1'-5 1/8"	 MRADH2810AHTN 1'-4 15/16" 1'-5 7/16"	 MRADH3010AHTN 1'-5 5/8" 1'-6 1/8"	 MRADH3410AHTN 1'-6 1/4" 1'-6 3/4"	 MRADH3810AHTN 1'-6 15/16" 1'-7 7/16"	 MRADH4010AHTN 1'-7 5/8" 1'-8 1/8"	 MRADH5010AHTN 1'-9 5/8" 1'-10 1/8"	 MRADH6010AHTN 1'-11 5/8" 2'-0 1/8"
	1-0	 MRADH1810AHTN 1'-4 15/16" 1'-5 7/16"	 MRADH2010AHTN 1'-5 5/8" 1'-6 1/8"	 MRADH2410AHTN 1'-6 1/4" 1'-6 3/4"	 MRADH2610AHTN 1'-6 5/8" 1'-7 1/8"	 MRADH2810AHTN 1'-6 15/16" 1'-7 7/16"	 MRADH3010AHTN 1'-7 5/8" 1'-8 1/8"	 MRADH3410AHTN 1'-8 1/4" 1'-8 3/4"	 MRADH3810AHTN 1'-8 15/16" 1'-9 7/16"	 MRADH4010AHTN 1'-9 5/8" 1'-10 1/8"	 MRADH5010AHTN 1'-11 5/8" 2'-0 1/8"	 MRADH6010AHTN 2'-1 5/8" 2'-2 1/8"
	1-2	 MRADH1812AHTN 1'-6 15/16" 1'-6 7/16"	 MRADH2012AHTN 1'-6 5/8" 1'-7 1/8"	 MRADH2412AHTN 1'-8 1/4" 1'-8 3/4"	 MRADH2612AHTN 1'-8 5/8" 1'-9 1/8"	 MRADH2812AHTN 1'-8 15/16" 1'-9 7/16"	 MRADH3012AHTN 1'-9 5/8" 1'-10 1/8"	 MRADH3412AHTN 1'-10 1/4" 1'-10 3/4"	 MRADH3812AHTN 1'-10 15/16" 1'-11 7/16"	 MRADH4012AHTN 1'-11 5/8" 2'-0 1/8"	 MRADH5012AHTN 2'-1 5/8" 2'-2 1/8"	 MRADH6012AHTN 2'-3 5/8" 2'-4 1/8"
	1-6	 MRADH1816AHTN 1'-10 15/16" 1'-11 7/16"	 MRADH2016AHTN 1'-11 5/8" 2'-0 1/8"	 MRADH2416AHTN 2'-0 1/4" 2'-0 3/4"	 MRADH2616AHTN 2'-0 5/8" 2'-0 1/8"	 MRADH2816AHTN 2'-0 15/16" 2'-1 7/16"	 MRADH3016AHTN 2'-1 5/8" 2'-2 1/8"	 MRADH3416AHTN 2'-2 1/4" 2'-2 3/4"	 MRADH3816AHTN 2'-2 15/16" 2'-3 7/16"	 MRADH4016AHTN 2'-3 5/8" 2'-4 1/8"	 MRADH5016AHTN 2'-5 5/8" 2'-6 1/8"	 MRADH6016AHTN 2'-7 5/8" 2'-8 1/8"
2-0	 MRADH1820AHTN 2'-4 15/16" 2'-5 7/16"	 MRADH2020AHTN 2'-5 5/8" 2'-6 1/8"	 MRADH2420AHTN 2'-6 1/4" 2'-6 3/4"	 MRADH2620AHTN 2'-6 5/8" 2'-7 1/8"	 MRADH2820AHTN 2'-6 15/16" 2'-7 7/16"	 MRADH3020AHTN 2'-7 5/8" 2'-8 1/8"	 MRADH3420AHTN 2'-8 1/4" 2'-8 3/4"	 MRADH3820AHTN 2'-8 15/16" 2'-9 7/16"	 MRADH4020AHTN 2'-9 5/8" 2'-10 1/8"	 MRADH5020AHTN 2'-11 5/8" 3'-0 1/8"	 MRADH6020AHTN 3'-1 5/8" 3'-2 1/8"	

Double Hung – Arch Transom Twin Units

Arch Transom Widths

Unit Dimension	4'-3 3/4"	4'-11 3/4"	5'-3 3/4"	5'-7 3/4"	6'-3 3/4"	6'-11 3/4"	7'-7 3/4"
Rough Opening	4'-4 3/4"	5'-0 3/4"	5'-4 3/4"	5'-8 3/4"	6'-4 3/4"	7'-0 3/4"	7'-8 3/4"
Call Size	2-0 Twin	2-4 Twin	2-6 Twin	2-8 Twin	3-0 Twin	3-4 Twin	3-8 Twin
0-6	MRADH2006-2AHTN 1'-4" 1'-4 1/2"	MRADH2406-2AHTN 1'-5 5/16" 1'-5 13/16"	MRADH2806-2AHTN 1'-6" 1'-6 1/2"	MRADH2006-2AHTN 1'-6 11/16" 1'-7 3/16"	MRADH3006-2AHTN 1'-8" 1'-8 1/2"	MRADH3406-2AHTN 1'-9 5/16" 1'-9 13/16"	MRADH3806-2AHTN 1'-10 11/16" 1'-11 3/16"
0-10	MRADH2010-2AHTN 1'-8" 1'-8 1/2"	MRADH2410-2AHTN 1'-9 5/16" 1'-9 13/16"	MRADH2810-2AHTN 1'-10" 1'-10 1/2"	MRADH2010-2AHTN 1'-10 11/16" 1'-11 3/16"	MRADH3010-2AHTN 2'-0" 2'-0 1/2"	MRADH3410-2AHTN 2'-1 5/16" 2'-1 13/16"	MRADH3810-2AHTN 2'-2 11/16" 2'-3 3/16"
1-0	MRADH2010-2AHTN 1'-10" 1'-10 1/2"	MRADH2410-2AHTN 1'-11 5/16" 1'-11 13/16"	MRADH2810-2AHTN 2'-0" 2'-0 1/2"	MRADH2010-2AHTN 2'-0 11/16" 2'-1 3/16"	MRADH3010-2AHTN 2'-2" 2'-2 1/2"	MRADH3410-2AHTN 2'-3 5/16" 2'-3 13/16"	MRADH3810-2AHTN 2'-4 11/16" 2'-5 3/16"
1-2	MRADH2012-2AHTN 2'-0" 2'-0 1/2"	MRADH2412-2AHTN 2'-1 5/16" 2'-1 13/16"	MRADH2812-2AHTN 2'-2" 2'-2 1/2"	MRADH2012-2AHTN 2'-2 11/16" 2'-3 3/16"	MRADH3012-2AHTN 2'-4" 2'-4 1/2"	MRADH3412-2AHTN 2'-5 5/16" 2'-5 13/16"	MRADH3812-2AHTN 2'-6 11/16" 2'-7 3/16"
1-6	MRADH2016-2AHTN 2'-4" 2'-4 1/2"	MRADH2416-2AHTN 2'-5 5/16" 2'-5 13/16"	MRADH2816-2AHTN 2'-6" 2'-6 1/2"	MRADH2016-2AHTN 2'-6 11/16" 2'-7 3/16"	MRADH3016-2AHTN 2'-8" 2'-8 1/2"	MRADH3416-2AHTN 2'-9 5/16" 2'-9 13/16"	MRADH3816-2AHTN 2'-10 11/16" 2'-11 3/16"
2-0	MRADH2020-2AHTN 2'-10" 2'-10 1/2"	MRADH2420-2AHTN 2'-11 5/16" 2'-11 13/16"	MRADH2820-2AHTN 3'-0" 3'-0 1/2"	MRADH2020-2AHTN 3'-0 11/16" 3'-1 3/16"	MRADH3020-2AHTN 3'-2" 3'-2 1/2"	MRADH3420-2AHTN 3'-3 5/16" 3'-3 13/16"	MRADH3820-2AHTN 3'-4 11/16" 3'-5 3/16"

Heights

Unit height is listed first under individual windows

Rough Opening height dimension is listed second under individual windows

Double Hung – Transom Units

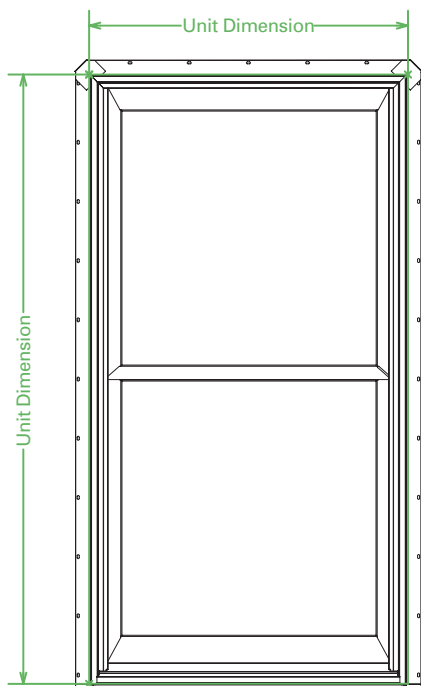
Single Transom Widths

Unit Dimension Rough Opening Call Size	1'-9 3/8"	2'-1 3/8"	2'-5 3/8"	2'-7 3/8"	2'-9 3/8"	3'-1 3/8"	3'-5 3/8"	3'-9 3/8"	4'-1 3/8"	5'-1 3/8"	6'-1 3/8"
	1'-10 3/8"	2'-2 3/8"	2'-6 3/8"	2'-8 3/8"	2'-10 3/8"	3'-2 3/8"	3'-6 3/8"	3'-10 3/8"	4'-2 3/8"	5'-2 3/8"	6'-2 3/8"
	1-8	2-0	2-4	2-6	2-8	3-0	3-4	3-8	4-0 Picture	5-0 Picture	6-0 Picture
0-10	MRADH18010TN	MRADH20010TN	MRADH24010TN	MRADH26010TN	MRADH28010TN	MRADH30010TN	MRADH34010TN	MRADH38010TN	MRADH40010-P1N	MRADH50010-P1N	MRADH60010-P1N
1-0	MRADH1810TN	MRADH2010TN	MRADH2410TN	MRADH2610TN	MRADH2810TN	MRADH3010TN	MRADH3410TN	MRADH3810TN	MRADH4010-P1N	MRADH5010-P1N	MRADH6010-P1N
1-2	MRADH1812TN	MRADH2012TN	MRADH2412TN	MRADH2612TN	MRADH2812TN	MRADH3012TN	MRADH3412TN	MRADH3812TN	MRADH4012-P1N	MRADH5012-P1N	MRADH6012-P1N
1-6	MRADH1816TN	MRADH2016TN	MRADH2416TN	MRADH2616TN	MRADH2816TN	MRADH3016TN	MRADH3416TN	MRADH3816TN	MRADH4016-P1N	MRADH5016-P1N	MRADH6016-P1N
2-0	MRADH1820TN	MRADH2020TN	MRADH2420TN	MRADH2620TN	MRADH2820TN	MRADH3020TN	MRADH3420TN	MRADH3820TN	MRADH4020-P1N	MRADH5020-P1N	MRADH6020-P1N
2-4	MRADH1824TN	MRADH2024TN	MRADH2424TN	MRADH2624TN	MRADH2824TN	MRADH3024TN	MRADH3424TN	MRADH3824TN	MRADH4024-P1N	MRADH5024-P1N	MRADH6024-P1N

Twin Transom Widths

Unit Dimension Rough Opening Call Size	4'-3 3/4"	4'-11 3/4"	5'-3 3/4"	5'-7 3/4"	6'-3 3/4"	6'-11 3/4"	7'-7 3/4"
	4'-4 3/4"	5'-0 3/4"	5'-4 3/4"	5'-8 3/4"	6'-4 3/4"	7'-0 3/4"	7'-8 3/4"
	2-0 Twin	2-4 Twin	2-6 Twin	2-8 Twin	3-0 Twin	3-4 Twin	3-8 Twin
0-10	MRADH20010-2TN	MRADH24010-2TN	MRADH26010-2TN	MRADH28010-2TN	MRADH30010-2TN		
1-0	MRADH2010-2TN	MRADH2410-2TN	MRADH2610-2TN	MRADH2810-2TN	MRADH3010-2TN	MRADH3410-2TN	MRADH3810-2TN
1-2	MRADH2012-2TN	MRADH2412-2TN	MRADH2612-2TN	MRADH2812-2TN	MRADH3012-2TN	MRADH3412-2TN	MRADH3812-2TN
1-6	MRADH2016-2TN	MRADH2416-2TN	MRADH2616-2TN	MRADH2816-2TN	MRADH3016-2TN	MRADH3416-2TN	MRADH3816-2TN
2-0	MRADH2020-2TN	MRADH2420-2TN	MRADH2620-2TN	MRADH2820-2TN	MRADH3020-2TN	MRADH3420-2TN	MRADH3820-2TN
2-4	MRADH2024-2TN	MRADH2424-2TN	MRADH2624-2TN	MRADH2824-2TN	MRADH3024-2TN	MRADH3424-2TN	MRADH3824-2TN

Double Hung – Actual Unit Dimensions



To calculate unit dimension on multiple units, add 1" per mull together with actual unit dimension.

Transom Units, HEIGHT

Call size (Width)	Height in Inch
0-10	11 ³ / ₈
1-0	13 ³ / ₈
1-2	15 ³ / ₈
1-6	17 ³ / ₈
2-0	25 ³ / ₈
2-4	29 ³ / ₈

Operating & Fixed Units, HEIGHT

Call size (Width)	Height in Inch
2-10	36 ³ / ₈
3-2	41 ³ / ₈
3-6	44 ³ / ₈
3-10	49 ³ / ₈
4-2	53 ³ / ₈
4-6	57 ³ / ₈
4-10	60 ³ / ₈
5-2	65 ³ / ₈
5-6C	69 ³ / ₈
5-6E	69 ³ / ₈
5-10	72 ³ / ₈
6-2	77 ³ / ₈
6-6	80 ³ / ₈
7-0	86 ³ / ₈

Operating Units, WIDTH

Call size (Width)	1-8	2-0	2-4	2-6	2-8	3-0	3-5	3-8
SINGLE	21 ³ / ₈	25 ³ / ₈	29 ³ / ₈	31 ³ / ₈	33 ³ / ₈	37 ³ / ₈	41 ³ / ₈	45 ³ / ₈
TWIN	43 ³ / ₈	51 ³ / ₈	59 ³ / ₈	63 ³ / ₈	67 ³ / ₈	75 ³ / ₈	83 ³ / ₈	91 ³ / ₈
TRIPLE	66 ¹ / ₈	78 ¹ / ₈	90 ¹ / ₈	96 ¹ / ₈	102 ¹ / ₈	114 ¹ / ₈	126 ¹ / ₈	138 ¹ / ₈
FOUR WIDE	88 ¹ / ₂	104 ¹ / ₂	120 ¹ / ₂	128 ¹ / ₂	136 ¹ / ₂	152 ¹ / ₂	168 ¹ / ₂	184 ¹ / ₂
FIVE WIDE	110 ⁷ / ₈	130 ⁷ / ₈	150 ⁷ / ₈	160 ⁷ / ₈	170 ⁷ / ₈	190 ⁷ / ₈	210 ⁷ / ₈	230 ⁷ / ₈

Fixed Units, WIDTH

Call size (Width)	1-0	1-8	2-0	2-4	2-6	2-8	3-0	3-4	3-8	4-0	5-0	6-0
ONE WIDE	13 ³ / ₈	21 ³ / ₈	25 ³ / ₈	29 ³ / ₈	31 ³ / ₈	33 ³ / ₈	37 ³ / ₈	41 ³ / ₈	45 ³ / ₈	49 ³ / ₈	61 ³ / ₈	73 ³ / ₈
TWO WIDE	27 ³ / ₈	43 ³ / ₈	51 ³ / ₈	59 ³ / ₈	63 ³ / ₈	67 ³ / ₈	75 ³ / ₈	83 ³ / ₈	91 ³ / ₈	99 ³ / ₈	123 ³ / ₈	147 ³ / ₈
THREE WIDE	43 ¹ / ₈	67 ¹ / ₈	79 ¹ / ₈	91 ¹ / ₈	96 ¹ / ₈	103 ¹ / ₈	114 ¹ / ₈	126 ¹ / ₈	138 ¹ / ₈	150 ¹ / ₈	186 ¹ / ₈	222 ¹ / ₈
FOUR WIDE	56 ¹ / ₂	88 ¹ / ₂	104 ¹ / ₂	120 ¹ / ₂	128 ¹ / ₂	136 ¹ / ₂	152 ¹ / ₂	168 ¹ / ₂	184 ¹ / ₂	200 ¹ / ₂	248 ¹ / ₂	296 ¹ / ₂
FIVE WIDE	70 ⁷ / ₈	110 ⁷ / ₈	130 ⁷ / ₈	150 ⁷ / ₈	160 ⁷ / ₈	170 ⁷ / ₈	190 ⁷ / ₈	210 ⁷ / ₈	230 ⁷ / ₈	250 ⁷ / ₈	310 ⁷ / ₈	370 ⁷ / ₈

Transom Units, WIDTH

Call Size (Width)	1-8	2-0	2-4	2-6	2-8	3-0	3-4	3-8	4-0	5-0	6-0
ONE WIDE	21 ³ / ₈	25 ³ / ₈	29 ³ / ₈	31 ³ / ₈	33 ³ / ₈	37 ³ / ₈	41 ³ / ₈	45 ³ / ₈	49 ³ / ₈	61 ³ / ₈	73 ³ / ₈
TWO WIDE	43 ³ / ₈	51 ³ / ₈	59 ³ / ₈	63 ³ / ₈	67 ³ / ₈	75 ³ / ₈	83 ³ / ₈	91 ³ / ₈	99 ³ / ₈	123 ³ / ₈	147 ³ / ₈
THREE WIDE	67 ¹ / ₈	79 ¹ / ₈	91 ¹ / ₈	96 ¹ / ₈	103 ¹ / ₈	114 ¹ / ₈	126 ¹ / ₈	138 ¹ / ₈	150 ¹ / ₈	186 ¹ / ₈	222 ¹ / ₈
FOUR WIDE	88 ¹ / ₂	104 ¹ / ₂	120 ¹ / ₂	128 ¹ / ₂	136 ¹ / ₂	152 ¹ / ₂	168 ¹ / ₂	184 ¹ / ₂	200 ¹ / ₂	248 ¹ / ₂	296 ¹ / ₂
FIVE WIDE	110 ⁷ / ₈	130 ⁷ / ₈	150 ⁷ / ₈	160 ⁷ / ₈	170 ⁷ / ₈	190 ⁷ / ₈	210 ⁷ / ₈	230 ⁷ / ₈	250 ⁷ / ₈	310 ⁷ / ₈	370 ⁷ / ₈

Double Hung – Net Clear & Daylight Opening Dimensions

Operating Units

Call Size	Clear Opening Width	Clear Opening Height	Clear Opening S.F.	Daylight Opening S.F.
MRADH18210	17.672	14.500	1.78	2.8
32	17.672	16.500	2.02	3.2
36	17.672	18.500	2.27	3.6
310	17.672	20.500	2.52	4.1
42	17.672	22.500	2.76	4.5
46	17.672	24.500	3.01	4.9
410	17.672	26.500	3.25	5.3
52	17.672	28.500	3.50	5.7
56E	17.672	30.500	3.74	6.1
56C	17.672	24.500	3.01	6.1
510	17.672	32.500	3.99	6.5
62	17.672	34.500	4.23	7.0
66	17.672	36.500	4.48	7.4
70	17.672	39.500	4.85	8.0
MRADH20210	21.672	14.500	2.18	3.6
32	21.672	16.500	2.48	4.1
36	21.672	18.500	2.78	4.6
310	21.672	20.500	3.09	5.1
42	21.672	22.500	3.39	5.7
46	21.672	24.500	3.69	6.2
410	21.672	26.500	3.99	6.7
52	21.672	28.500	4.29	7.2
56E	21.672	30.500	4.59	7.8
56C	21.672	24.500	3.69	7.8
510	21.672	32.500	4.89	8.3
62	21.672	34.500	5.19	8.8
66	21.672	36.500	5.49	9.3
70	21.672	39.500	5.94	10.1
MRADH24210	25.672	14.500	2.59	4.3
32	25.672	16.500	2.94	5.0
36	25.672	18.500	3.30	5.6
310	25.672	20.500	3.65	6.2
42	25.672	22.500	4.01	6.9
46	25.672	24.500	4.37	7.5
410	25.672	26.500	4.72	8.1
52	25.672	28.500	5.08	8.8
56E	25.672	30.500	5.44	9.4
56C	25.672	24.500	4.37	9.4
510	25.672	32.500	5.79	10.0
62	25.672	34.500	6.15	10.7
66	25.672	36.500	6.51	11.3
70	25.672	39.500	7.04	12.3
MRADH26210	27.672	14.500	2.79	4.7
32	27.672	16.500	3.17	5.4
36	27.672	18.500	3.56	6.1
310	27.672	20.500	3.94	7.8
42	27.672	22.500	4.32	7.5
46	27.672	24.500	4.71	8.2
410	27.672	26.500	5.09	8.8
52	27.672	28.500	5.48	9.5
56E	27.672	30.500	5.86	10.2
56C	27.672	24.500	4.71	10.2
510	27.672	32.500	6.25	10.9
62	27.672	34.500	6.63	11.6
66	27.672	36.500	7.01	12.3
70	27.672	39.500	7.59	13.3

Call Size	Clear Opening Width	Clear Opening Height	Clear Opening S.F.	Daylight Opening S.F.
MRADH28210	29.672	14.500	2.99	5.1
32	29.672	16.500	3.40	5.8
36	29.672	18.500	3.81	6.6
310	29.672	20.500	4.22	7.3
42	29.672	22.500	4.64	8.1
46	29.672	24.500	5.05	8.8
410	29.672	26.500	5.46	9.6
52	29.672	28.500	5.87	10.3
56E	29.672	30.500	6.28	11.1
56C	29.672	24.500	5.05	11.1
510	29.672	32.500	6.70	11.8
62	29.672	34.500	7.11	12.5
66	29.672	36.500	7.52	13.3
70	29.672	39.500	8.14	14.4
MRADH30210	33.672	14.500	3.39	5.8
32	33.672	16.500	3.96	6.7
36	33.672	18.500	4.33	7.5
310	33.672	20.500	4.79	8.4
42	33.672	22.500	5.36	9.3
46	33.672	24.500	5.73	10.1
410	33.672	26.500	6.20	11.0
52	33.672	28.500	6.66	11.8
56E	33.672	30.500	7.13	12.7
56C	33.672	24.500	5.73	12.7
510	33.672	32.500	7.60	13.6
62	33.672	34.500	8.07	14.4
66	33.672	36.500	8.53	15.3
70	33.672	39.500	9.24	16.6
MRADH34210	37.672	14.500	3.79	6.6
32	37.672	16.500	4.32	7.5
36	37.672	18.500	4.84	8.5
310	37.672	20.500	5.36	9.5
42	37.672	22.500	5.89	10.5
46	37.672	24.500	6.41	11.4
410	37.672	26.500	6.93	12.4
52	37.672	28.500	7.46	13.4
56E	37.672	30.500	7.98	14.3
56C	37.672	24.500	6.41	14.3
510	37.672	32.500	8.50	15.3
62	37.672	34.500	9.03	16.3
66	37.672	36.500	9.55	17.2
70	37.672	39.500	10.33	18.7
MRADH38210	41.672	14.500	4.20	7.3
32	41.672	16.500	4.77	8.4
36	41.672	18.500	5.35	9.5
310	41.672	20.500	5.93	10.6
42	41.672	22.500	6.51	11.6
46	41.672	24.500	7.09	12.7
410	41.672	26.500	7.67	13.8
52	41.672	28.500	8.25	14.9
56E	41.672	30.500	8.83	16.0
56C	41.672	24.500	7.09	16.0
510	41.672	32.500	9.41	17.1
62	41.672	34.500	9.98	18.1
66	41.672	36.500	10.56	19.2
70	41.672	39.500	11.43	20.8

NOTE:

Units listed in green satisfy ICC egress requirements. Check with your local code official to confirm egress requirements in your area.

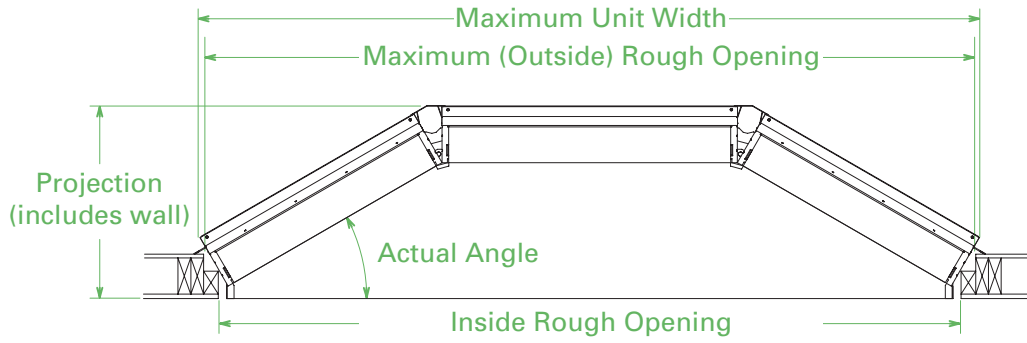
Fixed Units

Call Size	Daylight Opening S.F.
MRADH10210P	1.4
32	1.6
36	1.8
310	2.0
42	2.2
46	2.4
410	2.5
52	2.7
56	2.9
510	3.1
62	3.3
66	3.5
70	3.8
MRADH18210P	3.0
32	3.4
36	3.8
310	4.2
42	4.6
46	5.1
410	5.5
52	5.9
56	6.3
510	6.7
62	7.1
66	7.6
70	8.2
MRADH20210P	3.8
32	4.3
36	4.8
310	5.4
42	5.9
46	6.4
410	6.9
52	7.5
56	8.0
510	8.5
62	9.0
66	9.6
70	10.4
MRADH24210P	4.6
32	5.2
36	5.9
310	6.5
42	7.1
46	7.8
410	8.4
52	9.0
56	9.7
510	10.3
62	11.0
66	11.6
70	12.6


Call Size	Daylight Opening S.F.
MRADH26210P	5.0
32	5.7
36	6.4
310	7.1
42	7.8
46	8.5
410	9.1
52	9.8
56	10.5
510	11.2
62	11.9
66	12.6
70	13.6
MRADH28210P	5.4
32	6.1
36	6.9
310	7.6
42	8.4
46	9.1
410	9.9
52	10.6
56	11.4
510	12.1
62	12.9
66	13.6
70	14.7
MRADH30210P	6.2
32	7.1
36	7.9
310	8.8
42	9.6
46	10.5
410	11.3
52	12.2
56	13.1
510	13.9
62	14.8
66	15.6
70	16.9
MRADH34210P	7.0
32	8.0
36	8.9
310	9.9
42	10.9
46	11.8
410	12.8
52	13.8
56	14.8
510	15.7
62	16.7
66	17.7
70	19.1

Call Size	Daylight Opening S.F.
MRADH38210P	7.8
32	8.9
36	10.0
310	11.0
42	12.1
46	13.2
410	14.3
52	15.4
56	16.4
510	17.5
62	18.6
66	19.7
70	21.3
MRADH40210P	8.6
32	9.8
36	11.0
310	12.2
42	13.4
46	14.6
410	15.7
52	16.9
56	18.1
510	19.3
62	20.5
66	21.7
70	23.5
MRADH50210P	11.0
32	12.5
36	14.0
310	15.6
42	17.1
46	18.6
410	20.2
52	21.7
56	23.2
510	24.7
62	26.3
66	27.8
70	30.1
MRADH60210P	13.4
32	15.3
36	17.1
310	19.0
42	20.8
46	22.7
410	24.6
52	26.4
56	28.3
510	30.1
62	32.0
66	33.8
70	36.6

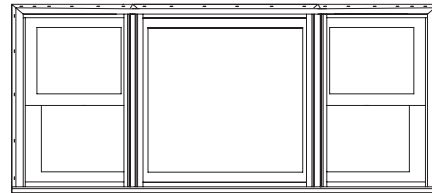
Double Hung – Bay Window Details



30° Angle Bay with 1-8 Flankers



30° Angle Bay with 2-0 Flankers



NOTE:

Double Hung 30° and 45° Bay Windows are available. Please contact your American Craftsman Sales Representative for information.

Unit Dimension Rough Opening Call Size	Widths				
	1'-4 3/4"	2'-10 1/2"	4'-4 1/4"	5'-10"	7'-3 3/4"
	1'-5 3/4"	2'-11 1/2"	4'-5 1/4"	5'-11"	7'-4 3/4"
	1-5	1-5 Twin	1-5 Triple	1-5 Quad	1-5 Quint
2'-0 1/4"	MRACA1520	MRACA1520-2	MRACA1520-3	MRACA1520-4	MRACA1520-5
2'-4 1/4"	MRACA1524	MRACA1524-2	MRACA1524-3	MRACA1524-4	MRACA1524-5
3'-0"	MRACA1530	MRACA1530-2	MRACA1530-3	MRACA1530-4	MRACA1530-5
3'-5 1/2"	MRACA1535	MRACA1535-2	MRACA1535-3	MRACA1535-4	MRACA1535-5
4'-1 1/2"	MRACA1540	MRACA1540-2	MRACA1540-3	MRACA1540-4	MRACA1540-5
4'-5"	MRACA1545	MRACA1545-2	MRACA1545-3	MRACA1545-4	MRACA1545-5
5'-0"	MRACA1550	MRACA1550-2	MRACA1550-3	MRACA1550-4	MRACA1550-5
5'-5"	MRACA1555	MRACA1555-2	MRACA1555-3	MRACA1555-4	MRACA1555-5
6'-0"	MRACA1560	MRACA1560-2	MRACA1560-3	MRACA1560-4	MRACA1560-5
6'-5"	MRACA1565	MRACA1565-2	MRACA1565-3	MRACA1565-4	MRACA1565-5
7'-0"	MRACA1570	MRACA1570-2	MRACA1570-3	MRACA1570-4	MRACA1570-5

Casement – Operating Units

Widths

Unit Dimension Rough Opening Call Size	Widths				
	5'-11 1/2" 6'-0 1/2"	6'-5" 6'-6"	7'-1" 7'-2"	7'-11 1/2" 8'-0 1/2"	8'-11 1/2" 9'-0 1/2"
	1-5 Flankers with 3-0 Center	1-5 Flankers with 3-5 Center	1-5 Flankers with 4-0 Center	1-5 Flankers with 5-0 Center	1-5 Flankers with 6-0 Center
2'-0 1/4"					
2'-4 1/4"					
3'-0"					
3'-5 1/2"					
4'-1 1/2"					
4'-5"					
5'-0"					
5'-5"					
6'-0"					
6'-5"					
7'-0"					



STYLE 2VB
(Shown Above)



STYLE 2VL



STYLE 2VR

Note: Viewed from exterior, Windows 1 and 2 are operating. Window 3 is Fixed.

Unit Dimension Rough Opening Call Size	Widths				
	1'-8 3/4"	3'-5 1/2"	5'-2 3/4"	7'-0"	8'-9 1/4"
	1'-9 3/4"	3'-6 1/2"	5'-3 3/4"	7'-1"	8'-10 1/4"
	1-8	1-8 Twin	1-8 Triple	1-8 Quad	1-8 Quint
2'-0 1/4"	MRACA1820	MRACA1820-2	MRACA1820-3	MRACA1820-4	MRACA1820-5
2'-4 1/4"	MRACA1824	MRACA1824-2	MRACA1824-3	MRACA1824-4	MRACA1824-5
3'-0"	MRACA1830	MRACA1830-2	MRACA1830-3	MRACA1830-4	MRACA1830-5
3'-5 1/2"	MRACA1835	MRACA1835-2	MRACA1835-3	MRACA1835-4	MRACA1835-5
4'-1 1/2"	MRACA1840	MRACA1840-2	MRACA1840-3	MRACA1840-4	MRACA1840-5
4'-5"	MRACA1845	MRACA1845-2	MRACA1845-3	MRACA1845-4	MRACA1845-5
5'-0"	MRACA1850	MRACA1850-2	MRACA1850-3	MRACA1850-4	MRACA1850-5
5'-5"	MRACA1855	MRACA1855-2	MRACA1855-3	MRACA1855-4	MRACA1855-5
6'-0"	MRACA1860	MRACA1860-2	MRACA1860-3	MRACA1860-4	MRACA1860-5
6'-5"	MRACA1865	MRACA1865-2	MRACA1865-3	MRACA1865-4	MRACA1865-5
7'-0"	MRACA1870	MRACA1870-2	MRACA1870-3	MRACA1870-4	MRACA1870-5

Casement – Operating Units

Widths

Unit Dimension Rough Opening Call Size	Widths				
	6'-6 1/2" 6'-7 1/2"	7'-0" 7'-1"	7'-8" 7'-9"	8'-6 1/2" 8'-7 1/2"	9'-6 1/2" 9'-7 1/2"
	1-8 Flankers with 3-0 Center	1-8 Flankers with 3-5 Center	1-8 Flankers with 4-0 Center	1-8 Flankers with 5-0 Center	1-8 Flankers with 6-0 Center
2'-0"	MRACA1820/30	MRACA1820/35	MRACA1820/40	MRACA1820/50	MRACA1820/60
2'-4"	MRACA1824/30	MRACA1824/35	MRACA1824/40	MRACA1824/50	MRACA1824/60
3'-0"	MRACA1830/30	MRACA1830/35	MRACA1830/40	MRACA1830/50	MRACA1830/60
3'-5 1/2"	MRACA1835/30	MRACA1835/35	MRACA1835/40	MRACA1835/50	MRACA1835/60
4'-0"	MRACA1840/30	MRACA1840/35	MRACA1840/40	MRACA1840/50	MRACA1840/60
4'-5"	MRACA1845/30	MRACA1845/35	MRACA1845/40	MRACA1845/50	MRACA1845/60
5'-0"	MRACA1850/30	MRACA1850/35	MRACA1850/40	MRACA1850/50	MRACA1850/60
5'-5"	MRACA1855/30	MRACA1855/35	MRACA1855/40	MRACA1855/50	MRACA1855/60
6'-0"	MRACA1860/30	MRACA1860/35	MRACA1860/40	MRACA1860/50	MRACA1860/60
6'-5"	MRACA1865/30	MRACA1865/35	MRACA1865/40	MRACA1865/50	MRACA1865/60
7'-0"	MRACA1870/30	MRACA1870/35	MRACA1870/40	MRACA1870/50	MRACA1870/60



STYLE 2VB
(Shown Above)



STYLE 2VL



STYLE 2VR

Note: Viewed from exterior, Windows 1 and 2 are operating. Window 3 is Fixed.

		Widths				
		2'-0 1/4"	4'-1 1/2"	6'-2 3/4"	8'-4"	10'-5 1/4"
		2'-1 1/4"	4'-2 1/2"	6'-3 3/4"	8'-5"	10'-6 1/4"
		2-0	2-0 Twin	2-0 Triple	2-0 Quad	2-0 Quint
Heights	2'-0 1/4"	MRACA2020	MRACA2020-2	MRACA2020-3	MRACA2020-4	MRACA2020-5
	2'-4 1/4"	MRACA2024	MRACA2024-2	MRACA2024-3	MRACA2024-4	MRACA2024-5
	3'-0"	MRACA2030	MRACA2030-2	MRACA2030-3	MRACA2030-4	MRACA2030-5
	3'-5 1/2"	MRACA2035	MRACA2035-2	MRACA2035-3	MRACA2035-4	MRACA2035-5
	4'-1 1/2"	MRACA2040	MRACA2040-2	MRACA2040-3	MRACA2040-4	MRACA2040-5
	4'-5"	MRACA2045	MRACA2045-2	MRACA2045-3	MRACA2045-4	MRACA2045-5
	5'-0"	MRACA2050	MRACA2050-2	MRACA2050-3	MRACA2050-4	MRACA2050-5
	5'-5"	MRACA2055	MRACA2055-2	MRACA2055-3	MRACA2055-4	MRACA2055-5
	6'-0"	MRACA2060	MRACA2060-2	MRACA2060-3	MRACA2060-4	MRACA2060-5
	6'-5"	MRACA2065	MRACA2065-2	MRACA2065-3	MRACA2065-4	MRACA2065-5
	7'-0"	MRACA2070	MRACA2070-2	MRACA2070-3	MRACA2070-4	MRACA2070-5
	Unit Dimension					
	Rough Opening					
	Call Size					

Casement – Operating Units

		Widths				
		7'-2 1/2"	7'-8"	8'-4"	9'-2 1/2"	
		7'-3 1/2"	7'-9"	8'-5"	9'-3 1/2"	
		2-0 Flankers with 3-0 Center	2-0 Flankers with 3-5 Center	2-0 Flankers with 4-0 Center	2-0 Flankers with 5-0 Center	
Heights	Unit Dimension Round Opening Call Size	2-0	2-0	2-0	2-0	
	2'-4 1/4"	2-4	2-4	2-4	2-4	
	3'-0"	3-0	3-0	3-0	3-0	
	3'-5 1/2"	3-5	3-5	3-5	3-5	
	4'-1 1/2"	4-0	4-0	4-0	4-0	
	4'-5"	4-5	4-5	4-5	4-5	
	5'-0"	5-0	5-0	5-0	5-0	
	5'-5"	5-5	5-5	5-5	5-5	
	6'-0"	6-0	6-0	6-0	6-0	
	6'-5"	6-5	6-5	6-5	6-5	
	7'-0"	7-0	7-0	7-0	7-0	
			MRACA2020/30	MRACA2020/35	MRACA2020/40	MRACA2020/50
			MRACA2024/30	MRACA2024/35	MRACA2024/40	MRACA2024/50
		MRACA2030/30	MRACA2030/35	MRACA2030/40	MRACA2030/50	
		MRACA2035/30	MRACA2035/35	MRACA2035/40	MRACA2035/50	
		MRACA2040/30	MRACA2040/35	MRACA2040/40	MRACA2040/50	
		MRACA2045/30	MRACA2045/35	MRACA2045/40	MRACA2045/50	
		MRACA2050/30	MRACA2050/35	MRACA2050/40	MRACA2050/50	
		MRACA2055/30	MRACA2055/35	MRACA2055/40	MRACA2055/50	
		MRACA2060/30	MRACA2060/35	MRACA2060/40	MRACA2060/50	
		MRACA2065/30	MRACA2065/35	MRACA2065/40	MRACA2065/50	
		MRACA2070/30	MRACA2070/35	MRACA2070/40	MRACA2070/50	



STYLE 2VB
(Shown Above)



STYLE 2VL



STYLE 2VR

Note: Viewed from exterior, Windows 1 and 2 are operating. Window 3 is Fixed.

Unit Dimension Rough Opening Cas Size	Widths				
	2'-4 1/4"	4'-9 1/2"	7'-2 3/4"	9'-8"	12'-1 1/4"
	2'-5 1/4"	4'-10 1/2"	7'-3 3/4"	9'-9"	12'-2 1/4"
	2-4	2-4 Twin	2-4 Triple	2-4 Quad	2-4 Quint
2'-0"	MRACA2420	MRACA2420-2	MRACA2420-3	MRACA2420-4	MRACA2420-5
2'-4 1/4"	MRACA2424	MRACA2424-2	MRACA2424-3	MRACA2424-4	MRACA2424-5
3'-0"	MRACA2430	MRACA2430-2	MRACA2430-3	MRACA2430-4	MRACA2430-5
3'-5 1/2"	MRACA2435	MRACA2435-2	MRACA2435-3	MRACA2435-4	MRACA2435-5
4'-0"	MRACA2440	MRACA2440-2	MRACA2440-3	MRACA2440-4	MRACA2440-5
4'-5"	MRACA2445	MRACA2445-2	MRACA2445-3	MRACA2445-4	MRACA2445-5
5'-0"	MRACA2450	MRACA2450-2	MRACA2450-3	MRACA2450-4	MRACA2450-5
5'-5"	MRACA2455	MRACA2455-2	MRACA2455-3	MRACA2455-4	MRACA2455-5
6'-0"	MRACA2460	MRACA2460-2	MRACA2460-3	MRACA2460-4	MRACA2460-5
6'-5"	MRACA2465	MRACA2465-2	MRACA2465-3	MRACA2465-4	MRACA2465-5
7'-0"	MRACA2470	MRACA2470-2	MRACA2470-3	MRACA2470-4	MRACA2470-5

NOTE:

Shaded units satisfy ICC egress requirements. Check with your local code official to confirm egress requirements in your area.

Casement – Operating Units


		Widths			
		7'-10 1/2"	8'-4"	9'-0"	9'-10 1/2"
		7'-11 1/2"	8'-5"	9'-1"	9'-11 1/2"
		2-4 Flankers with 3-0 Center	2-4 Flankers with 3-5 Center	2-4 Flankers with 4-0 Center	2-4 Flankers with 5-0 Center
Heights	Unit Dimension Rough Opening Call Size	2'-0 1/4"	2'-0 1/4"	2'-0 1/4"	2'-0 1/4"
	2'-4 1/4"	2'-4 1/4"	2'-4 1/4"	2'-4 1/4"	2'-4 1/4"
	3'-0"	3'-0 1/2"	3'-0"	3'-0"	3'-0"
	3'-5 1/2"	3'-6"	3'-5 1/2"	3'-5 1/2"	3'-5 1/2"
	4'-1 1/2"	4'-2"	4'-1 1/2"	4'-1 1/2"	4'-1 1/2"
	4'-5"	4'-5 1/2"	4'-5"	4'-5"	4'-5"
	5'-0"	5'-0 1/2"	5'-0"	5'-0"	5'-0"
	5'-5"	5'-5 1/2"	5'-5"	5'-5"	5'-5"
	6'-0"	6'-0 1/2"	6'-0"	6'-0"	6'-0"
	6'-5"	6'-5 1/2"	6'-5"	6'-5"	6'-5"
7'-0"	7'-0 1/2"	7'-0"	7'-0"	7'-0"	
		MRACA2420/30	MRACA2420/35	MRACA2420/40	MRACA2420/50
		MRACA2424/30	MRACA2424/35	MRACA2424/40	MRACA2424/50
		MRACA2430/30	MRACA2430/35	MRACA2430/40	MRACA2430/50
		MRACA2435/30	MRACA2435/35	MRACA2435/40	MRACA2435/50
		MRACA2440/30	MRACA2440/35	MRACA2440/40	MRACA2440/50
		MRACA2445/30	MRACA2445/35	MRACA2445/40	MRACA2445/50
		MRACA2450/30	MRACA2450/35	MRACA2450/40	MRACA2450/50
		MRACA2455/30	MRACA2455/35	MRACA2455/40	MRACA2455/50
		MRACA2460/30	MRACA2460/35	MRACA2460/40	MRACA2460/50
		MRACA2465/30	MRACA2465/35	MRACA2465/40	MRACA2465/50
		MRACA2470/30	MRACA2470/35	MRACA2470/40	MRACA2470/50



STYLE 2VB
(Shown Above)



STYLE 2VL



STYLE 2VR

Note: Viewed from exterior, Windows 1 and 2 are operating. Window 3 is Fixed.


NOTE: Shaded units satisfy ICC egress requirements. Check with your local code official to confirm egress requirements in your area.

		Widths				
		2'-6 1/4"	5'-1 1/2"	7'-8 3/4"	10'-4"	12'-11 1/4"
		2'-7 1/4"	5'-2 1/2"	7'-9 3/4"	10'-5"	13'-0 1/4"
		2-6	2-6 Twin	2-6 Triple	2-6 Quad	2-6 Quint
Unit Dimension Rough Opening Call Size	Heights					
		2'-0 1/4"	2'-4 1/4"	2'-0 3/4"	2'-4 3/4"	2'-0 1/4"
	2'-0"	MRACA2620	MRACA2620-2	MRACA2620-3	MRACA2620-4	MRACA2620-5
	2'-4"	MRACA2624	MRACA2624-2	MRACA2624-3	MRACA2624-4	MRACA2624-5
	3'-0"	MRACA2630	MRACA2630-2	MRACA2630-3	MRACA2630-4	MRACA2630-5
	3'-5 1/2"	MRACA2635	MRACA2635-2	MRACA2635-3	MRACA2635-4	MRACA2635-5
	4'-1 1/2"	MRACA2640	MRACA2640-2	MRACA2640-3	MRACA2640-4	MRACA2640-5
	4'-5"	MRACA2645	MRACA2645-2	MRACA2645-3	MRACA2645-4	MRACA2645-5
	5'-0"	MRACA2650	MRACA2650-2	MRACA2650-3	MRACA2650-4	MRACA2650-5
	5'-5"	MRACA2655	MRACA2655-2	MRACA2655-3	MRACA2655-4	MRACA2655-5
	6'-0"	MRACA2660	MRACA2660-2	MRACA2660-3	MRACA2660-4	MRACA2660-5
	6'-5"	MRACA2665	MRACA2665-2	MRACA2665-3	MRACA2665-4	MRACA2665-5
	7'-0"	MRACA2670	MRACA2670-2	MRACA2670-3	MRACA2670-4	MRACA2670-5

NOTE:
 Shaded units satisfy ICC egress requirements.
 Check with your local code official to confirm
 egress requirements in your area.

Casement – Operating Units


Unit Dimension Rough Opening Call Size		Widths			
		8'-2 1/2" 8'-3 1/2"	8'-8" 8'-9"	9'-4" 9'-5"	10'-2 1/2" 10'-3 1/2"
		2-6 Flankers with 3-0 Center	2-6 Flankers with 3-5 Center	2-6 Flankers with 4-0 Center	2-6 Flankers with 5-0 Center
Heights	2'-0 1/4"				
	2'-4 1/4"				
	3'-0"				
	3'-5 1/2"				
	4'-1 1/2"				
	4'-5"				
	5'-0"				
	5'-5"				
	6'-0"				
	6'-5"				
	7'-0"				



STYLE 2VB
(Shown Above)



STYLE 2VL



STYLE 2VR

Note: Viewed from exterior, Windows 1 and 2 are operating. Window 3 is Fixed.

NOTE:

Shaded units satisfy ICC egress requirements. Check with your local code official to confirm egress requirements in your area.

Unit Dimension Rough Opening Call Size	Widths				
	2'-8 1/4"	5'-5 1/2"	8'-2 3/4"	11'-0"	13'-9 1/4"
	2'-9 1/4"	5'-6 1/2"	8'-3 3/4"	11'-1"	13'-10 1/4"
	2-8	2-8 Twin	2-8 Triple	2-8 Quad	2-8 Quint
2'-0 1/4"	MRACA2820	MRACA2820-2	MRACA2820-3	MRACA2820-4	MRACA2820-5
2'-4 1/4"	MRACA2824	MRACA2824-2	MRACA2824-3	MRACA2824-4	MRACA2824-5
3'-0"	MRACA2830	MRACA2830-2	MRACA2830-3	MRACA2830-4	MRACA2830-5
3'-5 1/2"	MRACA2835	MRACA2835-2	MRACA2835-3	MRACA2835-4	MRACA2835-5
4'-0"	MRACA2840	MRACA2840-2	MRACA2840-3	MRACA2840-4	MRACA2840-5
4'-5"	MRACA2845	MRACA2845-2	MRACA2845-3	MRACA2845-4	MRACA2845-5
5'-0"	MRACA2850	MRACA2850-2	MRACA2850-3	MRACA2850-4	MRACA2850-5
5'-5"	MRACA2855	MRACA2855-2	MRACA2855-3	MRACA2855-4	MRACA2855-5
6'-0"	MRACA2860	MRACA2860-2	MRACA2860-3	MRACA2860-4	MRACA2860-5
6'-5"	MRACA2865	MRACA2865-2	MRACA2865-3	MRACA2865-4	MRACA2865-5
7'-0"	MRACA2870	MRACA2870-2	MRACA2870-3	MRACA2870-4	MRACA2870-5

NOTE:

Shaded units satisfy ICC egress requirements. Check with your local code official to confirm egress requirements in your area.

Casement – Operating Units

Widths

3'-0"	6'-1"	9'-2"	12'-3"	15'-4"
3'-1"	6'-2"	9'-3"	12'-4"	15'-5"
3-0	3-0 Twin	3-0 Triple	3-0 Quad	3-0 Quint

Unit Dimension Rough Opening Call Size	Widths				
	3'-0"	6'-1"	9'-2"	12'-3"	15'-4"
2'-0 1/4"	MRACA3020	MRACA3020-2	MRACA3020-3	MRACA3020-4	MRACA3020-5
2'-4 1/4"	MRACA3024	MRACA3024-2	MRACA3024-3	MRACA3024-4	MRACA3024-5
3'-0"	MRACA3030	MRACA3030-2	MRACA3030-3	MRACA3030-4	MRACA3030-5
3'-5 1/2"	MRACA3035	MRACA3035-2	MRACA3035-3	MRACA3035-4	MRACA3035-5
4'-1 1/2"	MRACA3040	MRACA3040-2	MRACA3040-3	MRACA3040-4	MRACA3040-5
4'-5"	MRACA3045	MRACA3045-2	MRACA3045-3	MRACA3045-4	MRACA3045-5
5'-0"	MRACA3050	MRACA3050-2	MRACA3050-3	MRACA3050-4	MRACA3050-5
5'-5"	MRACA3055	MRACA3055-2	MRACA3055-3	MRACA3055-4	MRACA3055-5
6'-0"	MRACA3060	MRACA3060-2	MRACA3060-3	MRACA3060-4	MRACA3060-5
6'-5"	MRACA3065	MRACA3065-2	MRACA3065-3	MRACA3065-4	MRACA3065-5
7'-0"	MRACA3070	MRACA3070-2	MRACA3070-3	MRACA3070-4	MRACA3070-5

NOTE:

Shaded units satisfy ICC egress requirements. Check with your local code official to confirm egress requirements in your area.





























Unit Dimension Rough Opening Call Size	Widths											
	1'-1 3/8"	1'-4 3/4"	1'-8 1/4"	2'-0 1/4"	2'-4 1/4"	2'-6 1/4"	2'-8 1/4"	3'-0"	3'-5 1/2"	4'-1 1/2"	5'-0"	6'-0"
	1'-2 3/8"	1'-5 3/4"	1'-9 1/4"	2'-1 1/4"	2'-5 1/4"	2'-7 1/4"	2'-9 1/4"	3'-1"	3'-6 1/2"	4'-2 1/2"	5'-1"	6'-1"
	1-0	1-5	1-8	2-0	2-4	2-6	2-8	3-0	3-5	4-0	5-0	6-0
1'-0"	MRACA1010P	MRACA1510P	MRACA1810P	MRACA2010P	MRACA2410P	MRACA2610P	MRACA2810P	MRACA3010P	MRACA3510P	MRACA4010P	MRACA5010P	MRACA6010P
1'-5"	MRACA1015P	MRACA1515P	MRACA1815P	MRACA2015P	MRACA2415P	MRACA2615P	MRACA2815P	MRACA3015P	MRACA3515P	MRACA4015P	MRACA5015P	MRACA6015P
1'-8"	MRACA1018P	MRACA1518P	MRACA1818P	MRACA2018P	MRACA2418P	MRACA2618P	MRACA2818P	MRACA3018P	MRACA3518P	MRACA4018P	MRACA5018P	MRACA6018P
2'-0"	MRACA1020P	MRACA1520P	MRACA1820P	MRACA2020P	MRACA2420P	MRACA2620P	MRACA2820P	MRACA3020P	MRACA3520P	MRACA4020P	MRACA5020P	MRACA6020P
2'-4"	MRACA1024P	MRACA1524P	MRACA1824P	MRACA2024P	MRACA2424P	MRACA2624P	MRACA2824P	MRACA3024P	MRACA3524P	MRACA4024P	MRACA5024P	MRACA6024P
3'-0"	MRACA1030P	MRACA1530P	MRACA1830P	MRACA2030P	MRACA2430P	MRACA2630P	MRACA2830P	MRACA3030P	MRACA3530P	MRACA4030P	MRACA5030P	MRACA6030P
3'-5 1/2"	MRACA1035P	MRACA1535P	MRACA1835P	MRACA2035P	MRACA2435P	MRACA2635P	MRACA2835P	MRACA3035P	MRACA3535P	MRACA4035P	MRACA5035P	MRACA6035P
4'-1 1/2"	MRACA1040P	MRACA1540P	MRACA1840P	MRACA2040P	MRACA2440P	MRACA2640P	MRACA2840P	MRACA3040P	MRACA3540P	MRACA4040P	MRACA5040P	MRACA6040P
4'-5"	MRACA1045P	MRACA1545P	MRACA1845P	MRACA2045P	MRACA2445P	MRACA2645P	MRACA2845P	MRACA3045P	MRACA3545P	MRACA4045P	MRACA5045P	MRACA6045P
5'-0"	MRACA1050P	MRACA1550P	MRACA1850P	MRACA2050P	MRACA2450P	MRACA2650P	MRACA2850P	MRACA3050P	MRACA3550P	MRACA4050P	MRACA5050P	MRACA6050P
5'-5"	MRACA1055P	MRACA1555P	MRACA1855P	MRACA2055P	MRACA2455P	MRACA2655P	MRACA2855P	MRACA3055P	MRACA3555P	MRACA4055P	MRACA5055P	MRACA6055P
6'-0"	MRACA1060P	MRACA1560P	MRACA1860P	MRACA2060P	MRACA2460P	MRACA2660P	MRACA2860P	MRACA3060P	MRACA3560P	MRACA4060P	MRACA5060P	MRACA6060P
6'-5"	MRACA1065P	MRACA1565P	MRACA1865P	MRACA2065P	MRACA2465P	MRACA2665P	MRACA2865P	MRACA3065P	MRACA3565P	MRACA4065P	MRACA5065P	MRACA6065P
7'-0"	MRACA1070P	MRACA1570P	MRACA1870P	MRACA2070P	MRACA2470P	MRACA2670P	MRACA2870P	MRACA3070P	MRACA3570P	MRACA4070P	MRACA5070P	MRACA6070P

Casement – True Radius Units & Matching Side Lights

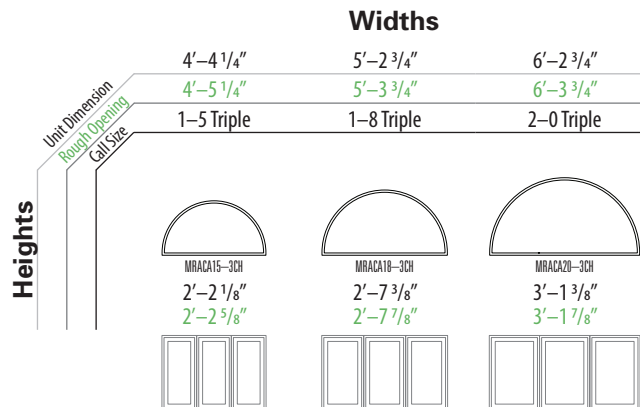
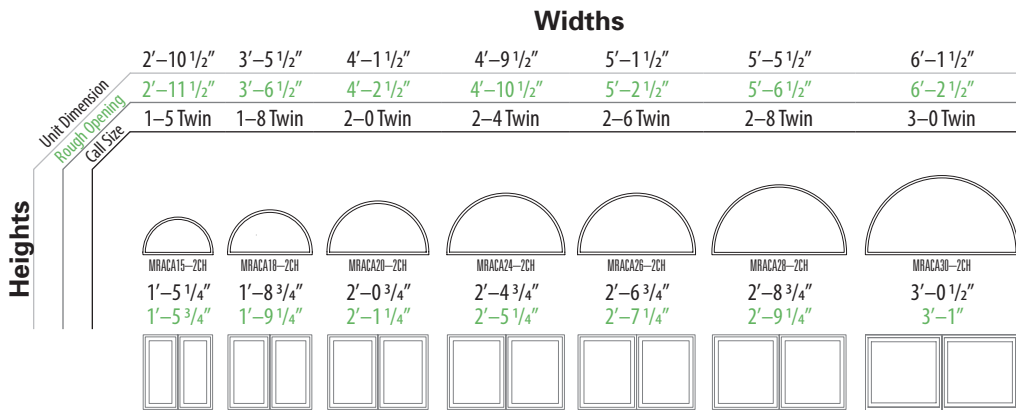
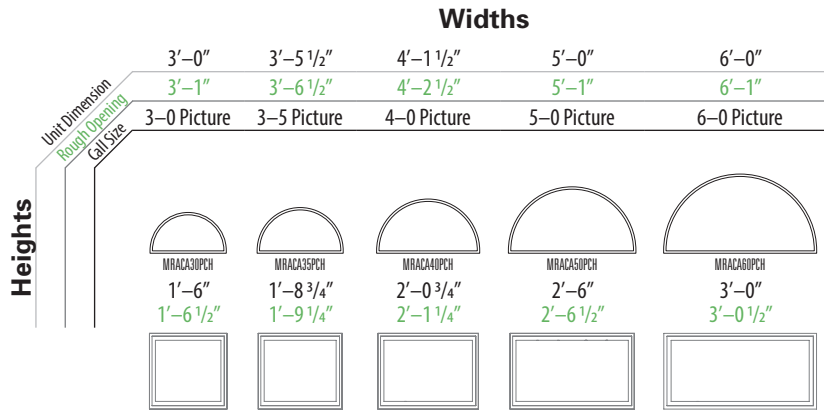
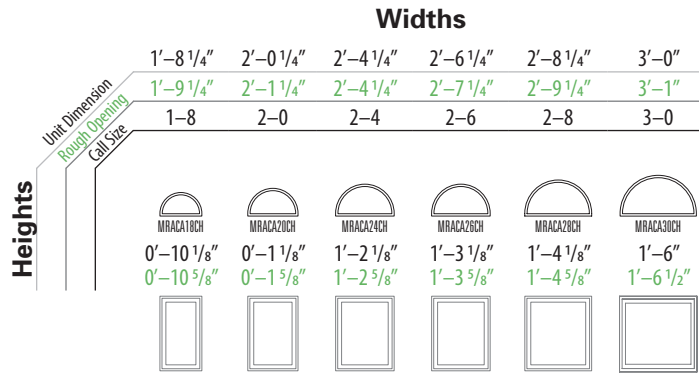
		Widths										
		1'-8 1/4"	2'-0 1/4"	2'-4 1/4"	2'-6 1/4"	2'-8 1/4"	3'-0"	3'-5 1/2"	4'-1 1/2"	Widths		
		1'-9 1/4"	2'-2 1/4"	2'-5 1/4"	2'-7 1/4"	2'-9 1/4"	3'-1"	3'-6 1/2"	4'-2 1/2"	1'-2 3/8"		
		1-8	2-0	2-4	2-6	2-8	3-0	3-5	4-0	1-0		
Heights Unit height is listed first under individual windows Rough Opening height dimension is listed second under individual windows	Unit Dimension Rough Opening Call Site											
	3-0	 MRACA1830TR 3'-10 1/8" • 3'-10 5/8"	 MRACA2030TR 4'-0 1/8" • 4'-0 5/8"	 MRACA2430TR 4'-2 1/8" • 4'-2 5/8"	 MRACA2630TR 4'-3 1/8" • 4'-3 5/8"	 MRACA2830TR 4'-4 1/8" • 4'-4 5/8"	 MRACA3030TR 4'-6" • 4'-6 1/2"	 MRACA3530TR 4'-8 3/4" • 4'-9 1/4"	 MRACA4030TR 5'-0 3/4" • 5'-1 1/4"	 MRACA1030SL	3'-0"	3'-0"
	3-5	 MRACA1835TR 4'-3 5/8" • 4'-4 1/8"	 MRACA2035TR 4'-5 5/8" • 5'-6 1/8"	 MRACA2435TR 4'-7 5/8" • 4'-7 1/8"	 MRACA2635TR 4'-8 5/8" • 4'-9 1/8"	 MRACA2835TR 4'-9 5/8" • 9'-10 1/8"	 MRACA3035TR 4'-11 1/2" • 5'-0"	 MRACA3535TR 5'-2 1/4" • 5'-2 3/4"	 MRACA4035TR 5'-6 1/4" • 5'-6 3/4"	 MRACA1035SL	3'-5"	3'-5 1/2"
	4-0	 MRACA1840TR 4'-11 5/8" • 5'-0 1/8"	 MRACA2040TR 5'-1 5/8" • 5'-2 1/8"	 MRACA2440TR 5'-3 5/8" • 5'-4 1/8"	 MRACA2640TR 5'-4 5/8" • 5'-5 1/8"	 MRACA2840TR 5'-5 1/8" • 5'-6 5/8"	 MRACA3040TR 5'-7 1/2" • 5'-8"	 MRACA3540TR 5'-10 1/4" • 5'-10 3/4"	 MRACA4040TR 6'-2 1/4" • 6'-2 3/4"	 MRACA1040SL	4-0	4-1 1/2"
	4-5	 MRACA1845TR 5'-3 1/8" • 5'-3 5/8"	 MRACA2045TR 5'-5 1/8" • 5'-5 5/8"	 MRACA2445TR 5'-7 1/8" • 5'-7 5/8"	 MRACA2645TR 5'-8 1/8" • 5'-8 5/8"	 MRACA2845TR 5'-9 1/8" • 5'-9 5/8"	 MRACA3045TR 5'-11" • 5'-11 1/2"	 MRACA3545TR 6'-1 3/4" • 6'-2 1/4"	 MRACA4045TR 6'-5 3/4" • 6'-6 1/4"	 MRACA1045SL	4-5	4-4"
	5-0	 MRACA1850TR 5'-10 1/8" • 5'-10 5/8"	 MRACA2050TR 6'-0 1/8" • 6'-0 5/8"	 MRACA2450TR 6'-2 1/8" • 6'-2 5/8"	 MRACA2650TR 6'-3 1/8" • 6'-3 5/8"	 MRACA2850TR 6'-4 1/8" • 6'-4 5/8"	 MRACA3050TR 6'-6" • 6'-6 1/2"	 MRACA3550TR 6'-8 3/4" • 6'-9 1/4"	 MRACA4050TR 7'-0 3/4" • 7'-1 1/4"	 MRACA1050SL	5-0	5'-0"
	5-5	 MRACA1855TR 6'-3 1/8" • 6'-3 5/8"	 MRACA2055TR 6'-5 1/8" • 6'-5 5/8"	 MRACA2455TR 6'-7 1/8" • 6'-7 5/8"	 MRACA2655TR 6'-8 1/8" • 6'-8 5/8"	 MRACA2855TR 6'-9 1/8" • 6'-9 5/8"	 MRACA3055TR 6'-11" • 6'-11 1/2"	 MRACA3555TR 7'-1 3/4" • 7'-2 1/4"	 MRACA4055TR 7'-5 3/4" • 7'-6 1/4"	 MRACA1055SL	5-5	5'-0"
6-0	 MRACA1860TR 6'-10 1/8" • 6'-10 5/8"	 MRACA2060TR 7'-0 1/8" • 7'-0 5/8"	 MRACA2460TR 7'-2 1/8" • 7'-2 5/8"	 MRACA2660TR 7'-3 1/8" • 7'-3 5/8"	 MRACA2860TR 7'-4 1/8" • 7'-4 5/8"	 MRACA3060TR 7'-6" • 7'-6 1/2"	 MRACA3560TR 7'-8 3/4" • 7'-9 1/4"	 MRACA4060TR 8'-0 3/4" • 8'-1 1/4"	 MRACA1060SL	6-0	6'-0"	

NOTE:
Custom sizes are available.

Casement – True Radius Twin Units

		Widths			
		3'-5 1/2"	4'-1 1/2"	4'-9 1/2"	5'-1 1/2"
		3'-6 1/2"	4'-2 1/2"	4'-10 1/2"	5'-2 1/2"
		1-8 Twin	2-0 Twin	2-4 Twin	2-6 Twin
Heights Unit height is listed first under individual windows Rough Opening height dimension is listed second under individual windows	Unit Dimension				
	Rough Opening				
	Call Size				
	3-0	 MRADH1830-ZTR 4'-8 3/4" 4'-9 1/4"	 MRADH2030-ZTR 5'-0 3/4" 5'-1 1/4"	 MRADH2430-ZTR 5'-4 3/4" 5'-5 1/4"	 MRADH2630-ZTR 5'-6 3/4" 5'-7 1/4"
	3-5	 MRADH1835-ZTR 5'-2 1/4" 5'-2 3/4"	 MRADH2035-ZTR 5'-6 1/4" 5'-6 3/4"	 MRADH2435-ZTR 5'-10 1/4" 5'-10 3/4"	 MRADH2635-ZTR 6'-0 1/4" 6'-0 3/4"
	4-0	 MRADH1840-ZTR 5'-10 1/4" 5'-10 3/4"	 MRADH2040-ZTR 6'-2 1/4" 6'-2 3/4"	 MRADH2440-ZTR 6'-6 1/4" 6'-6 3/4"	 MRADH2640-ZTR 6'-8 1/4" 6'-8 3/4"
	4-5	 MRADH1845-ZTR 6'-1 3/4" 6'-2 1/4"	 MRADH2045-ZTR 6'-5 3/4" 6'-6 1/4"	 MRADH2445-ZTR 6'-9 3/4" 6'-10 1/4"	 MRADH2645-ZTR 6'-11 3/4" 7'-0 1/4"
5-0	 MRADH1850-ZTR 6'-8 3/4" 6'-9 1/4"	 MRADH2050-ZTR 7'-0 3/4" 7'-1 1/4"	 MRADH2450-ZTR 7'-4 3/4" 7'-5 1/4"	 MRADH2650-ZTR 7'-6 3/4" 7'-7 1/4"	
5-5	 MRADH1855-ZTR 7'-1 3/4" 7'-2 1/4"	 MRADH2055-ZTR 7'-5 3/4" 7'-6 1/4"	 MRADH2455-ZTR 7'-9 3/4" 7'-10 1/4"	 MRADH2655-ZTR 7'-11 3/4" 8'-0 1/4"	
6-0	 MRADH1860-ZTR 7'-8 3/4" 7'-9 1/4"	 MRADH2060-ZTR 8'-0 3/4" 8'-1 1/4"	 MRADH2460-ZTR 8'-4 3/4" 8'-5 1/4"	 MRADH2660-ZTR 8'-6 3/4" 8'-7 1/4"	

Casement – Circle Head Units



Casement – Quarter Circles & Elliptical Units

Widths

	1'-8 1/4"	2'-0 1/4"	2'-4 1/4"	2'-6 1/4"	2'-8 1/4"	3'-0"
Unit Dimension	1'-9 1/4"	2'-1 1/4"	2'-4 1/4"	2'-7 1/4"	2'-9 1/4"	3'-1"
Rough Opening	1-8	2-0	2-4	2-6	2-8	3-0
Call Size						

Heights

	MRACA18QC	MRACA20QC	MRACA24QC	MRACA26QC	MRACA28QC	MRACA30QC
	1'-8 1/4"	2'-0 1/4"	2'-4 1/4"	2'-6 1/4"	2'-8 1/4"	3'-0"
	1'-8 3/4"	2'-0 3/4"	2'-4 3/4"	2'-6 3/4"	2'-8 3/4"	3'-0 1/2"

Widths

	3'-5 1/2"	4'-1 1/2"	5'-0"	6'-0"
Unit Dimension	3'-6 1/2"	4'-2 1/2"	5'-1"	6'-1"
Rough Opening	3-5 Picture	4-0 Picture	5-0 Picture	6-0 Picture
Call Size				

Heights

	MRACA35PEL	MRACA40PEL	MRACA50PEL	MRACA60PEL
	0'-10 3/8"	1'-0 3/8"	1'-3 1/2"	1'-6"
	0'-10 7/8"	1'-0 7/8"	1'-3"	1'-6 1/2"

Widths

	3'-5 1/2"	4'-1 1/2"	4'-9 1/2"	5'-1 1/2"	5'-5 1/2"	6'-1"
Unit Dimension	3'-6 1/2"	4'-2 1/2"	4'-10 1/2"	5'-2 1/2"	5'-6 1/2"	6'-2"
Rough Opening	1-8 Twin	2-0 Twin	2-4 Twin	2-6 Twin	2-8 Twin	3-0 Twin
Call Size						

Heights

	MRACA18-ZEL	MRACA20-ZEL	MRACA24-ZEL	MRACA26-ZEL	MRACA28-ZEL	MRACA30-ZEL
	0'-10 3/8"	1'-0 3/8"	1'-2 3/8"	1'-3 3/8"	1'-4 3/8"	1'-6 1/4"
	0'-10 7/8"	1'-0 7/8"	1'-2 7/8"	1'-3 7/8"	1'-4 7/8"	1'-6 3/4"


















































Casement – Arch Picture Units

Heights

Unit height is listed first under individual windows

Rough Opening height dimension is listed second under individual windows














































































Widths

Unit Dimension	1'-4 3/4"	1'-8 1/4"	2'-0 1/4"	2'-4 1/4"	2'-6 1/4"	2'-8 1/4"	3'-0"
Rough Opening	1'-5 3/4"	1'-9 1/4"	2'-1 1/4"	2'-5 1/4"	2'-7 1/4"	2'-9 1/4"	3'-1"
Call Size	1-5	1-8	2-0	2-4	2-6	2-8	3-0
3-0	 MRACA1530AH 3'-2 13/16" • 3'-3 5/16"	 MRACA1830AH 3'-3 3/8" • 3'-3 7/8"	 MRACA2030AH 3'-4 1/16" • 3'-4 9/16"	 MRACA2430AH 3'-4 11/16" • 3'-5 3/16"	 MRACA2630AH 3'-5 1/16" • 3'-5 9/16"	 MRACA2830AH 3'-5 3/8" • 3'-5 7/8"	 MRACA3030AH 3'-6" • 3'-6 1/2"
3-5	 MRACA1535AH 3'-8 13/16" • 3'-9 5/16"	 MRACA1835AH 3'-8 3/8" • 3'-9 7/8"	 MRACA2035AH 3'-9 9/16" • 3'-10 1/16"	 MRACA2435AH 3'-10 3/16" • 3'-10 11/16"	 MRACA2635AH 3'-10 9/16" • 3'-11 1/16"	 MRACA2835AH 3'-10 7/8" • 3'-11 3/8"	 MRACA3035AH 3'-11 1/2" • 4'-0"
4-0	 MRACA1540AH 4'-4 5/16" • 4'-4 13/16"	 MRACA1840AH 4'-4 7/8" • 4'-5 3/8"	 MRACA2040AH 4'-5 9/16" • 4'-6 1/16"	 MRACA2440AH 4'-6 3/16" • 4'-6 11/16"	 MRACA2640AH 4'-6 9/16" • 4'-7 1/16"	 MRACA2840AH 4'-6 7/8" • 4'-7 3/8"	 MRACA3040AH 4'-7 1/2" • 4'-8"
4-5	 MRACA1545AH 4'-7 13/16" • 4'-8 5/16"	 MRACA1845AH 4'-8 3/8" • 4'-8 7/8"	 MRACA2045AH 4'-9 1/16" • 4'-9 9/16"	 MRACA2445AH 4'-9 11/16" • 4'-10 3/16"	 MRACA2645AH 4'-10 1/16" • 4'-10 9/16"	 MRACA2845AH 4'-10 3/8" • 4'-10 7/8"	 MRACA3045AH 4'-11" • 4'-11 1/2"
5-0	 MRACA1550AH 5'-2 13/16" • 5'-3 5/16"	 MRACA1850AH 5'-3 3/8" • 5'-3 7/8"	 MRACA2050AH 5'-4 1/16" • 5'-4 9/16"	 MRACA2450AH 5'-4 11/16" • 5'-5 3/16"	 MRACA2650AH 5'-5 1/16" • 5'-5 9/16"	 MRACA2850AH 5'-5 3/8" • 5'-5 7/8"	 MRACA3050AH 5'-6" • 5'-6 1/2"
5-5	 MRACA1555AH 5'-7 13/16" • 5'-8 5/16"	 MRACA1855AH 5'-8 3/8" • 5'-8 7/8"	 MRACA2055AH 5'-9 1/16" • 5'-9 9/16"	 MRACA2455AH 5'-9 11/16" • 5'-10 3/16"	 MRACA2655AH 5'-10 1/16" • 5'-10 9/16"	 MRACA2855AH 5'-10 3/8" • 5'-10 7/8"	 MRACA3055AH 5'-11" • 5'-11 1/2"
6-0	 MRACA1560AH 6'-2 13/16" • 6'-3 5/16"	 MRACA1860AH 6'-3 3/8" • 6'-3 7/8"	 MRACA2060AH 6'-4 1/16" • 6'-4 9/16"	 MRACA2460AH 6'-4 11/16" • 6'-5 3/16"	 MRACA2660AH 6'-5 1/16" • 6'-5 9/16"	 MRACA2860AH 6'-5 3/8" • 6'-5 7/8"	 MRACA3060AH 6'-6" • 6'-6 1/2"


















































Casement – Arch Picture Twin Units

		Widths			
		2'-10 1/2"	3'-5 1/2"	4'-1 1/4"	4'-9 1/4"
		2'-11 1/2"	3'-6 1/2"	4'-2 1/4"	4'-10 1/4"
		1-5 Twin	1-8 Twin	2-0 Twin	2-4 Twin
Heights Unit height is listed first under individual windows Rough Opening height dimension is listed second under individual windows	3-0	 MRACA1530-2AH 3'-5 3/4" • 3'-6 1/4"	 MRACA1830-2AH 3'-6 15/16" • 3'-7 7/16"	 MRACA2030-2AH 3'-8 1/4" • 3'-8 3/4"	 MRACA2430-2AH 3'-9 9/16" • 3'-10 1/16"
	3-5	 MRACA1535-2AH 3'-11 1/4" • 3'-11 3/4"	 MRACA1835-2AH 4'-0 7/16" • 4'-0 15/16"	 MRACA2035-2AH 4'-2 3/4" • 4'-3 1/4"	 MRACA2435-2AH 4'-3 1/16" • 4'-3 9/16"
	4-0	 MRACA1540-2AH 4'-7 1/4" • 4'-7 3/4"	 MRACA1840-2AH 4'-8 7/16" • 4'-8 15/16"	 MRACA2040-2AH 4'-9 3/4" • 4'-10 1/4"	 MRACA2440-2AH 4'-11 1/16" • 4'-11 9/16"
	4-5	 MRACA1545-2AH 4'-10 3/4" • 4'-11 1/4"	 MRACA1845-2AH 4'-11 15/16" • 5'-0 7/16"	 MRACA2045-2AH 5'-1 1/4" • 5'-1 3/4"	 MRACA2445-2AH 5'-2 9/16" • 5'-3 1/16"
	5-0	 MRACA1550-2AH 5'-5 3/4" • 5'-6 1/4"	 MRACA1850-2AH 5'-6 15/16" • 5'-7 7/16"	 MRACA2050-2AH 5'-8 1/4" • 5'-8 3/4"	 MRACA2450-2AH 5'-9 9/16" • 5'-10 1/16"
	5-5	 MRACA1555-2AH 5'-10 3/4" • 5'-11 1/4"	 MRACA1855-2AH 5'-11 15/16" • 6'-0 7/16"	 MRACA2055-2AH 6'-1 1/4" • 6'-1 3/4"	 MRACA2455-2AH 6'-2 9/16" • 6'-3 1/16"
	6-0	 MRACA1560-2AH 6'-5 3/4" • 6'-6 1/4"	 MRACA1860-2AH 6'-6 15/16" • 6'-7 7/16"	 MRACA2060-2AH 6'-8 1/4" • 6'-8 3/4"	 MRACA2460-2AH 6'-9 9/16" • 6'-10 1/16"

Casement – Arch Transom Units

		Widths										
		1'-4 3/4"	1'-8 1/4"	2'-0 1/4"	2'-4 1/4"	2'-6 1/4"	2'-8 1/4"	3'-0"	3'-5 1/2"	4'-1 1/2"	5'-0"	6'-0"
		1'-5 3/4"	1'-9 1/4"	2'-1 1/4"	2'-5 1/4"	2'-7 1/4"	2'-9 1/4"	3'-1"	3'-6 1/2"	4'-2 1/2"	5'-1"	6'-1"
		1-5	1-8	2-0	2-4	2-6	2-8	3-0	3-5	4-0	5-0	6-0
		Unit Dimension Rough Opening Call Size										
Heights	0-6	 MRACA1506AHTN 0'-10 3/16" 0'-10 11/16"	 MRACA1806AHTN 0'-10 3/4" 0'-11 1/4"	 MRACA2006AHTN 0'-11 7/16" 0'-11 15/16"	 MRACA2406AHTN 1'-0 1/16" 1'-0 9/16"	 MRACA2606AHTN 1'-0 7/16" 1'-0 15/16"	 MRACA2806AHTN 1'-0 3/4" 1'-1 1/4"	 MRACA3006AHTN 1'-1 3/8" 1'-1 7/8"	 MRACA3506AHTN 1'-2 5/16" 1'-2 13/16"	 MRACA4006AHTN 1'-3 3/8" 1'-4 1/8"	 MRACA5006AHTN 1'-5 3/8" 1'-5 7/8"	 MRACA6006AHTN 1'-7 3/8" 1'-7 7/8"
	0-10	 MRACA1510AHTN 1'-2 3/16" 1'-2 11/16"	 MRACA1810AHTN 1'-2 3/4" 1'-3 1/4"	 MRACA2010AHTN 1'-3 7/16" 1'-3 15/16"	 MRACA2410AHTN 1'-4 1/16" 1'-4 9/16"	 MRACA2610AHTN 1'-4 7/16" 1'-4 15/16"	 MRACA2810AHTN 1'-4 3/4" 1'-5 1/4"	 MRACA3010AHTN 1'-5 5/8" 1'-5 7/8"	 MRACA3510AHTN 1'-6 5/16" 1'-6 13/16"	 MRACA4010AHTN 1'-7 3/8" 1'-8 1/8"	 MRACA5010AHTN 1'-9 3/8" 1'-9 7/8"	 MRACA6010AHTN 1'-11 3/8" 1'-11 7/8"
	1-0	 MRACA1510AHTN 1'-4 3/16" 1'-4 11/16"	 MRACA1810AHTN 1'-4 3/4" 1'-5 1/4"	 MRACA2010AHTN 1'-5 7/16" 1'-5 15/16"	 MRACA2410AHTN 1'-6 1/16" 1'-6 9/16"	 MRACA2610AHTN 1'-6 7/16" 1'-6 15/16"	 MRACA2810AHTN 1'-6 3/4" 1'-7 1/4"	 MRACA3010AHTN 1'-7 3/8" 1'-7 7/8"	 MRACA3510AHTN 1'-8 5/16" 1'-8 13/16"	 MRACA4010AHTN 1'-9 3/8" 1'-10 1/8"	 MRACA5010AHTN 1'-11 3/8" 1'-11 7/8"	 MRACA6010AHTN 2'-1 3/8" 2'-1 7/8"
	1-2	 MRACA1512AHTN 1'-6 3/16" 1'-6 11/16"	 MRACA1812AHTN 1'-6 3/4" 1'-7 1/4"	 MRACA2012AHTN 1'-7 7/16" 1'-7 15/16"	 MRACA2412AHTN 1'-8 1/16" 1'-8 9/16"	 MRACA2612AHTN 1'-8 7/16" 1'-8 15/16"	 MRACA2812AHTN 1'-8 3/4" 1'-9 1/4"	 MRACA3012AHTN 1'-9 3/8" 1'-9 7/8"	 MRACA3512AHTN 1'-10 5/16" 1'-10 13/16"	 MRACA4012AHTN 1'-11 3/8" 2'-0 1/8"	 MRACA5012AHTN 2'-1 3/8" 2'-1 7/8"	 MRACA6012AHTN 2'-3 3/8" 2'-3 7/8"
	1-6	 MRACA1516AHTN 1'-10 3/16" 1'-10 11/16"	 MRACA1816AHTN 1'-10 3/4" 1'-11 1/4"	 MRACA2016AHTN 1'-11 7/16" 1'-11 15/16"	 MRACA2416AHTN 2'-0 1/16" 2'-0 9/16"	 MRACA2616AHTN 2'-0 7/16" 2'-0 15/16"	 MRACA2816AHTN 2'-0 3/4" 2'-1 1/4"	 MRACA3016AHTN 2'-1 3/8" 2'-1 7/8"	 MRACA3516AHTN 2'-2 5/16" 2'-2 13/16"	 MRACA4016AHTN 2'-3 3/8" 2'-4 1/8"	 MRACA5016AHTN 2'-5 3/8" 2'-5 7/8"	 MRACA6016AHTN 2'-7 3/8" 2'-7 7/8"
	2-0	 MRACA1520AHTN 2'-3 1/16" 2'-3 9/16"	 MRACA1820AHTN 2'-3 3/8" 2'-4 1/8"	 MRACA2020AHTN 2'-4 3/16" 2'-4 15/16"	 MRACA2420AHTN 2'-4 15/16" 2'-5 1/16"	 MRACA2620AHTN 2'-5 5/16" 2'-5 15/16"	 MRACA2820AHTN 2'-5 3/8" 2'-6 1/8"	 MRACA3020AHTN 2'-6 1/4" 2'-6 3/4"	 MRACA3520AHTN 2'-8 5/16" 2'-8 13/16"	 MRACA4020AHTN 2'-8 1/2" 2'-9"	 MRACA5020AHTN 2'-10 1/4" 2'-10 3/4"	 MRACA6020AHTN 3'-0 3/8" 3'-0 7/8"
		 MRACA1524AHTN	 MRACA1824AHTN	 MRACA2024AHTN	 MRACA2424AHTN	 MRACA2624AHTN	 MRACA2824AHTN	 MRACA3024AHTN	 MRACA3524AHTN	 MRACA4024AHTN	 MRACA5024AHTN	 MRACA6024AHTN

Casement – Arch Transom Twin Units

		Widths						
		2'-10 1/2"	3'-5 1/2"	4'-1 1/2"	4'-9 1/2"	5'-1 1/2"	5'-5 1/2"	6'-1 1/2"
		2'-11 1/2"	3'-6 1/2"	4'-2 1/2"	4'-10 1/2"	5'-2 1/2"	5'-6 1/2"	6'-2 1/2"
		1-5 Twin	1-8 Twin	2-0 Twin	2-4 Twin	2-6 Twin	2-8 Twin	3-0 Twin
Heights	Unit Dimension Rough Opening Call Size							
	0-6	 MRACA1506AHTN 1'-1 1/8" 1'-1 3/8"	 MRACA1806AHTN 1'-2 5/16" 1'-2 13/16"	 MRACA2006AHTN 1'-3 3/8" 1'-4 1/8"	 MRACA2406AHTN 1'-4 15/16" 1'-5 7/16"	 MRACA2606AHTN 1'-5 5/8" 1'-6 1/8"	 MRACA2806AHTN 1'-6 3/16" 1'-6 13/16"	 MRACA3006AHTN 1'-7 9/16" 1'-8 1/16"
	0-10	 MRACA1510AHTN 1'-5 1/8" 1'-5 5/8"	 MRACA1810AHTN 1'-6 5/16" 1'-6 13/16"	 MRACA2010AHTN 1'-7 3/8" 1'-8 1/8"	 MRACA2410AHTN 1'-8 15/16" 1'-9 7/16"	 MRACA2610AHTN 1'-9 3/8" 1'-10 1/8"	 MRACA2810AHTN 1'-10 5/16" 1'-10 13/16"	 MRACA3010AHTN 1'-11 9/16" 2'-0 1/16"
	1-0	 MRACA1510AHTN 1'-7 1/8" 1'-7 5/8"	 MRACA1810AHTN 1'-8 5/16" 1'-8 13/16"	 MRACA2010AHTN 1'-9 3/8" 1'-10 1/8"	 MRACA2410AHTN 1'-10 15/16" 1'-11 7/16"	 MRACA2610AHTN 1'-11 5/8" 2'-0 1/8"	 MRACA2810AHTN 2'-0 5/16" 2'-0 13/16"	 MRACA3010AHTN 2'-1 9/16" 2'-2 1/16"
	1-2	 MRACA1512AHTN 1'-9 1/8" 1'-9 5/8"	 MRACA1812AHTN 1'-10 5/16" 1'-10 13/16"	 MRACA2012AHTN 1'-11 3/8" 2'-0 1/8"	 MRACA2412AHTN 2'-0 15/16" 2'-1 7/16"	 MRACA2612AHTN 2'-1 5/8" 2'-2 1/8"	 MRACA2812AHTN 2'-2 5/16" 2'-2 13/16"	 MRACA3012AHTN 2'-3 9/16" 2'-4 1/16"
	1-6	 MRACA1516AHTN 2'-1 1/8" 2'-1 5/8"	 MRACA1816AHTN 2'-2 5/16" 2'-2 13/16"	 MRACA2016AHTN 2'-3 3/8" 2'-4 1/8"	 MRACA2416AHTN 2'-4 15/16" 2'-5 7/16"	 MRACA2616AHTN 2'-5 5/8" 2'-6 1/8"	 MRACA2816AHTN 2'-6 5/16" 2'-6 13/16"	 MRACA3016AHTN 2'-7 9/16" 2'-8 1/16"
	2-0	 MRACA1520AHTN 2'-6" 2'-6 1/2"	 MRACA1820AHTN 2'-7 3/16" 2'-7 11/16"	 MRACA2020AHTN 2'-8 1/2" 2'-9"	 MRACA2420AHTN 2'-9 13/16" 2'-10 5/16"	 MRACA2620AHTN 2'-10 1/2" 2'-11"	 MRACA2820AHTN 2'-11 3/16" 2'-11 11/16"	 MRACA3020AHTN 3'-0 7/16" 3'-0 15/16"
								

Casement – Direct Set Transom Units

Single Widths

Heights	Unit Dimension										
	Rough Opening										
	Call Size										
2'-4 1/4"	1'-4 3/4"	1'-8 1/4"	2'-0 1/4"	2'-4 1/4"	2'-6 1/4"	2'-8 1/4"	3'-0"	3'-5 1/2"	4'-1 1/2"	5'-0"	6'-0"
2'-4 3/4"	1'-5 3/4"	1'-9 1/4"	2'-1 1/4"	2'-5 1/4"	2'-7 1/4"	2'-9 1/4"	3'-1"	3'-6 1/2"	4'-2 1/2"	5'-1"	6'-1"
2-4	1-5	1-8	2-0	2-4	2-6	2-8	3-0	3-5 Picture	4-0 Picture	5-0 Picture	6-0 Picture
0-10	MRACA15010TN	MRACA18010TN	MRACA20010TN	MRACA24010TN	MRACA26010TN	MRACA28010TN	MRACA30010TN	MRACA35010-P1N	MRACA40010-P1N	MRACA50010-P1N	MRACA60010-P1N
1-0	MRACA1510TN	MRACA1810TN	MRACA2010TN	MRACA2410TN	MRACA2610TN	MRACA2810TN	MRACA3010TN	MRACA3510-P1N	MRACA4010-P1N	MRACA5010-P1N	MRACA6010-P1N
1-2	MRACA1512TN	MRACA1812TN	MRACA2012TN	MRACA2412TN	MRACA2612TN	MRACA2812TN	MRACA3012TN	MRACA3512-P1N	MRACA4012-P1N	MRACA5012-P1N	MRACA6012-P1N
1-6	MRACA1516TN	MRACA1816TN	MRACA2016TN	MRACA2416TN	MRACA2616TN	MRACA2816TN	MRACA3016TN	MRACA3516-P1N	MRACA4016-P1N	MRACA5016-P1N	MRACA6016-P1N
2-0	MRACA1520TN	MRACA1820TN	MRACA2020TN	MRACA2420TN	MRACA2620TN	MRACA2820TN	MRACA3020TN	MRACA3520-P1N	MRACA4020-P1N	MRACA5020-P1N	MRACA6020-P1N
2-4	MRACA1524TN	MRACA1824TN	MRACA2024TN	MRACA2424TN	MRACA2624TN	MRACA2824TN	MRACA3024TN	MRACA3524-P1N	MRACA4024-P1N	MRACA5024-P1N	MRACA6024-P1N

Twin Widths














































Heights	Unit Dimension						
	Rough Opening						
	Call Size						
2'-4 1/4"	2'-10 1/2"	3'-5 1/2"	4'-1 1/2"	4'-9 1/2"	5'-1 1/2"	5'-5 1/2"	6'-1"
2'-4 3/4"	2'-11 1/2"	3'-6 1/2"	4'-2 1/2"	4'-10 1/2"	5'-2 1/2"	5'-6 1/2"	6'-2"
2-4	1-5 Twin	1-8 Twin	2-0 Twin	2-4 Twin	2-6 Twin	2-8 Twin	3-0 Twin
0-10	MRACA15010-2TN	MRACA18010-2TN	MRACA20010-2TN	MRACA24010-2TN	MRACA26010-2TN	MRACA28010-2TN	MRACA30010-2TN
1-0	MRACA1510-2TN	MRACA1810-2TN	MRACA2010-2TN	MRACA2410-2TN	MRACA2610-2TN	MRACA2810-2TN	MRACA3010-2TN
1-2	MRACA1512-2TN	MRACA1812-2TN	MRACA2012-2TN	MRACA2412-2TN	MRACA2612-2TN	MRACA2812-2TN	MRACA3012-2TN
1-6	MRACA1516-2TN	MRACA1816-2TN	MRACA2016-2TN	MRACA2416-2TN	MRACA2616-2TN	MRACA2816-2TN	MRACA3016-2TN
2-0	MRACA1520-2TN	MRACA1820-2TN	MRACA2020-2TN	MRACA2420-2TN	MRACA2620-2TN	MRACA2820-2TN	MRACA3020-2TN
2-4	MRACA1524-2TN	MRACA1824-2TN	MRACA2024-2TN	MRACA2424-2TN	MRACA2624-2TN	MRACA2824-2TN	MRACA3024-2TN

Casement – Sash & Frame Transom Units

Single Widths

Unit Dimension Rough Opening Call Size	Single Widths											
	1'-1 3/8"	1'-4 3/4"	1'-8 1/4"	2'-0 1/4"	2'-4 1/4"	2'-6 1/4"	2'-8 1/4"	3'-0"	3'-5 1/2"	4'-1 1/2"	5'-0"	6'-0"
	1'-2 3/8"	1'-5 3/4"	1'-9 1/4"	2'-1 1/4"	2'-5 1/4"	2'-7 1/4"	2'-9 1/4"	3'-1"	3'-6 1/2"	4'-2 1/2"	5'-1"	6'-1"
Call Size	1-0	1-5	1-8	2-0	2-4	2-6	2-8	3-0	3-5 Picture	4-0 Picture	5-0 Picture	6-0 Picture
1'-1 3/8"	MRACA1010SFTN	MRACA1510SFTN	MRACA1810SFTN	MRACA2010SFTN	MRACA2410SFTN	MRACA2610SFTN	MRACA2810SFTN	MRACA3010SFTN	MRACA3510PSFTN	MRACA4010PSFTN	MRACA5010PSFTN	MRACA6010PSFTN
1'-4 3/4"	MRACA1015SFTN	MRACA1515SFTN	MRACA1815SFTN	MRACA2015SFTN	MRACA2415SFTN	MRACA2615SFTN	MRACA2815SFTN	MRACA3015SFTN	MRACA3515PSFTN	MRACA4015PSFTN	MRACA5015PSFTN	MRACA6015PSFTN
1'-8 1/4"	MRACA1020SFTN	MRACA1520SFTN	MRACA1820SFTN	MRACA2020SFTN	MRACA2420SFTN	MRACA2620SFTN	MRACA2820SFTN	MRACA3020SFTN	MRACA3520PSFTN	MRACA4020PSFTN	MRACA5020PSFTN	MRACA6020PSFTN
2'-0 1/4"	MRACA1024SFTN	MRACA1524SFTN	MRACA1824SFTN	MRACA2024SFTN	MRACA2424SFTN	MRACA2624SFTN	MRACA2824SFTN	MRACA3024SFTN	MRACA3524PSFTN	MRACA4024PSFTN	MRACA5024PSFTN	MRACA6024PSFTN
2'-4 1/4"	MRACA1028SFTN	MRACA1528SFTN	MRACA1828SFTN	MRACA2028SFTN	MRACA2428SFTN	MRACA2628SFTN	MRACA2828SFTN	MRACA3028SFTN	MRACA3528PSFTN	MRACA4028PSFTN	MRACA5028PSFTN	MRACA6028PSFTN

Casement – Operating Extended Round Units

		Widths				
		2'-0 1/4"	2'-4 1/4"	2'-6 1/4"	2'-8 1/4"	3'-0"
		2'-1 1/4"	2'-5 1/4"	2'-7 1/4"	2'-9 1/4"	3'-1"
		2-0	2-4	2-6	2-8	3-0
Heights Unit height is listed first under individual windows Rough Opening height dimension is listed second under individual windows	2-0	 MRACA2020TR 3'-0 3/8" 3'-0 7/8"	 MRACA2420TR 3'-2 3/8" 3'-2 7/8"	 MRACA2620TR 3'-3 3/8" 3'-3 7/8"	 MRACA2820TR 3'-4 3/8" 3'-4 7/8"	 MRACA3020TR 3'-6 1/4" 3'-6 3/4"
	2-4	 MRACA2024TR 3'-4 3/8" 3'-4 7/8"	 MRACA2424TR 3'-6 3/8" 3'-6 7/8"	 MRACA2624TR 3'-7 3/8" 3'-7 7/8"	 MRACA2824TR 3'-8 3/8" 3'-8 7/8"	 MRACA3024TR 3'-10 1/4" 3'-10 3/4"
	3-0	 MRACA2030TR 4'-0 1/8" 4'-0 5/8"	 MRACA2430TR 4'-2 1/8" 4'-2 5/8"	 MRACA2630TR 4'-3 1/4" 4'-3 3/4"	 MRACA2830TR 4'-4 3/8" 4'-4 7/8"	 MRACA3030TR 4'-6" 4'-6 1/2"
	3-5	 MRACA2035TR 4'-5 3/8" 4'-6 1/8"	 MRACA2435TR 4'-7 3/8" 4'-8 1/8"	 MRACA2635TR 4'-8 3/8" 4'-9 1/8"	 MRACA2835TR 4'-9 3/8" 4'-10 1/8"	 MRACA3035TR 4'-11 1/2" 5'-0"
	4-0	 MRACA2040TR 5'-5 3/8" 5'-6 1/8"	 MRACA2440TR 5'-3 5/8" 5'-4 1/8"	 MRACA2640TR 5'-4 5/8" 5'-5 1/8"	 MRACA2840TR 5'-5 3/8" 5'-6 1/8"	 MRACA3040TR 5'-7 1/2" 5'-8"
	4-5	 MRACA2045TR 5'-5 1/8" 5'-5 5/8"	 MRACA2445TR 5'-7 1/8" 5'-7 5/8"	 MRACA2645TR 5'-8 1/8" 5'-8 5/8"	 MRACA2845TR 5'-9 1/8" 5'-9 5/8"	 MRACA3045TR 5'-11" 5'-11 1/2"
	5-0	 MRACA2050TR 6'-0 1/8" 6'-0 5/8"	 MRACA2450TR 6'-2 1/8" 6'-2 5/8"	 MRACA2650TR 6'-3 1/8" 6'-3 5/8"	 MRACA2850TR 6'-4 3/8" 6'-4 7/8"	 MRACA3050TR 6'-6" 6'-6 1/2"
	5-5	 MRACA2055TR 6'-5 1/8" 6'-5 5/8"	 MRACA2455TR 6'-7 1/8" 6'-7 5/8"	 MRACA2655TR 6'-8 1/8" 6'-8 5/8"	 MRACA2855TR 6'-9 1/8" 6'-9 5/8"	 MRACA3055TR 6'-11" 6'-11 1/2"
	6-0	 MRACA2060TR 7'-0 1/8" 7'-0 5/8"	 MRACA2460TR 7'-2 1/8" 7'-2 5/8"	 MRACA2660TR 7'-3 1/8" 7'-3 5/8"	 MRACA2860TR 7'-4 3/8" 7'-4 7/8"	 MRACA3060TR 7'-6" 7'-6 1/2"

NOTE:











Shaded units satisfy ICC egress requirements. Check with your local code official to confirm egress requirements in your area.

Casement – Operating Extended Eyebrow Units

		Widths				
		2'-0 1/4"	2'-4 1/4"	2'-6 1/4"	2'-8 1/4"	3'-0"
		2'-1 1/4"	2'-5 1/4"	2'-7 1/4"	2'-9 1/4"	3'-1"
		2-0	2-4	2-6	2-8	3-0
Heights	Unit Dimension Rough Opening Call Size					
	2-0	MRACA2020AH 2'-4 3/16" 2'-4 13/16"	MRACA2420AH 2'-4 15/16" 2'-5 7/16"	MRACA2620AH 2'-5 3/16" 2'-5 13/16"	MRACA2820AH 2'-5 3/8" 2'-6 1/8"	MRACA3020AH 2'-6 1/4" 2'-6 3/4"
	2-4	MRACA2024AH 2'-8 3/16" 2'-8 13/16"	MRACA2424AH 2'-8 15/16" 2'-9 7/16"	MRACA2624AH 2'-9 3/16" 2'-9 13/16"	MRACA2824AH 2'-9 3/8" 2'-10 1/8"	MRACA3024AH 2'-10 1/4" 2'-10 3/4"
	3-0	MRACA2030AH 3'-4 1/16" 3'-4 9/16"	MRACA2430AH 3'-4 11/16" 3'-5 3/16"	MRACA2630AH 3'-5 1/16" 3'-5 9/16"	MRACA2830AH 3'-5 3/8" 3'-5 7/8"	MRACA3030AH 3'-6" 3'-6 1/2"
	3-5	MRACA2035AH 3'-9 9/16" 3'-10 1/16"	MRACA2435AH 3'-10 3/16" 3'-11 11/16"	MRACA2635AH 3'-10 9/16" 3'-11 1/16"	MRACA2835AH 3'-10 7/8" 3'-11 3/8"	MRACA3035AH 3'-11 1/2" 4'-0"
	4-0	MRACA2040AH 4'-5 9/16" 4'-6 1/16"	MRACA2440AH 4'-6 3/16" 4'-6 11/16"	MRACA2640AH 4'-6 9/16" 4'-7 1/16"	MRACA2840AH 4'-6 7/8" 4'-7 3/8"	MRACA3040AH 4'-7 1/2" 4'-8"
	4-5	MRACA2045AH 4'-9 1/16" 4'-9 9/16"	MRACA2445AH 4'-9 11/16" 4'-10 3/16"	MRACA2645AH 4'-10 1/16" 4'-10 9/16"	MRACA2845AH 4'-10 3/8" 4'-10 7/8"	MRACA3045AH 4'-11" 4'-11 1/2"
	5-0	MRACA2050AH 5'-4 1/16" 5'-4 9/16"	MRACA2450AH 5'-4 11/16" 5'-5 3/16"	MRACA2650AH 5'-5 1/16" 5'-5 9/16"	MRACA2850AH 5'-5 3/8" 5'-5 7/8"	MRACA3050AH 5'-6" 5'-6 1/2"
	5-5	MRACA2055AH 5'-9 1/16" 5'-9 9/16"	MRACA2455AH 5'-9 11/16" 5'-10 3/16"	MRACA2655AH 5'-10 1/16" 5'-10 9/16"	MRACA2855AH 5'-10 3/8" 5'-10 7/8"	MRACA3055AH 5'-11" 5'-11 1/2"
	6-0	MRACA2060AH 6'-4 1/16" 6'-4 9/16"	MRACA2460AH 6'-4 11/16" 6'-5 3/16"	MRACA2660AH 6'-5 1/16" 6'-5 9/16"	MRACA2860AH 6'-5 3/8" 6'-5 7/8"	MRACA3060AH 6'-6" 6'-6 1/2"

NOTE:
Shaded units satisfy ICC egress requirements. Check with your local code official to confirm egress requirements in your area.

Casement – Operating Extended Quarter Round Units

		Widths	
		2'-0 1/4"	2'-4 1/4"
		2'-1 1/4"	2'-5 1/4"
		2-0	2-4
Heights Unit height is listed first under individual windows Rough Opening height dimension is listed second under individual windows	Unit Dimension		
	Rough Opening		
	Call Size		
	2-0	 MRACA2020DC 4'-0 1/2" 4'-1"	 MRACA2020DC 4'-4 1/2" 4'-5"
	2-4	 MRACA2024DC 4'-4 1/2" 4'-5"	 MRACA2024DC 4'-8 1/2" 4'-9"
3-0	 MRACA2030DC 5'-0 1/4" 5'-0 3/4"	 MRACA2030DC 5'-4 1/4" 5'-4 3/4"	
3-5	 MRACA2035DC 5'-5 3/4" 5'-6 1/4"	 MRACA2035DC 5'-9 3/4" 5'-10 1/4"	
4-0	 MRACA2040DC 6'-1 3/4" 6'-2 1/4"	 MRACA2040DC 6'-5 3/4" 6'-6 1/4"	

Mulling Options



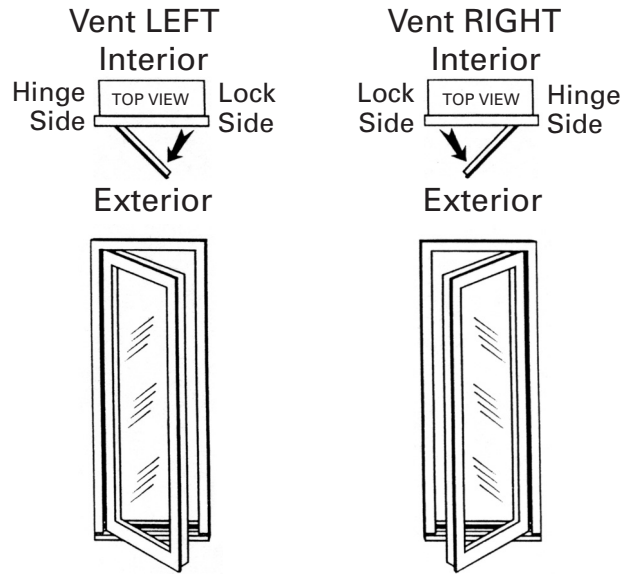
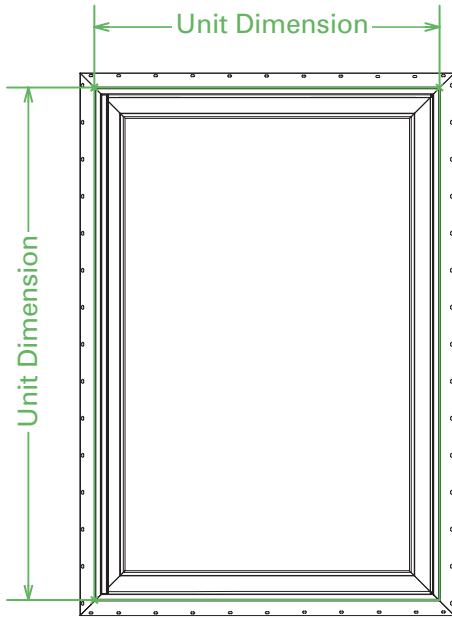
Casement – Operating Extended Quarter Eyebrow Units

		Widths				
		2'-0 1/4"	2'-4 1/4"	2'-6 1/4"	2'-8 1/4"	3'-0"
Unit Dimension		2'-1 1/4"	2'-5 1/4"	2'-7 1/4"	2'-8 1/4"	3'-1"
Rough Opening		2-0	2-4	2-6	2-8	3-0
Call Size						
Heights Unit height is listed first under individual windows Rough Opening height dimension is listed second under individual windows	2-0	 MRACA2020UAH 2'-8 1/2" 2'-8"	 MRACA2420UAH 2'-9 13/16" 2'-10 3/16"	 MRACA2620UAH 2'-10 1/2" 2'-11"	 MRACA2820UAH 2'-11 3/16" 2'-11 11/16"	 MRACA3020UAH 3'-0 7/16" 3'-0 15/16"
	2-4	 MRACA2024UAH 3'-0 1/2" 3'-1"	 MRACA2424UAH 3'-1 13/16" 3'-2 3/16"	 MRACA2624UAH 3'-2 1/2" 3'-3"	 MRACA2824UAH 3'-3 3/16" 3'-3 11/16"	 MRACA3024UAH 3'-4 7/16" 3'-4 15/16"
	3-0	 MRACA2030UAH 3'-8 1/4" 3'-8 3/4"	 MRACA2430UAH 3'-9 9/16" 3'-10 1/16"	 MRACA2630UAH 3'-10 1/4" 3'-10 3/4"	 MRACA2830UAH 3'-10 15/16" 3'-11 1/16"	 MRACA3030UAH 4'-0 3/16" 4'-0 11/16"
	3-5	 MRACA2035UAH 4'-1 3/4" 4'-2 1/4"	 MRACA2435UAH 4'-3 1/16" 4'-3 9/16"	 MRACA2635UAH 4'-3 3/4" 4'-4 1/4"	 MRACA2835UAH 4'-4 7/16" 4'-4 15/16"	 MRACA3035UAH 4'-5 11/16" 4'-6 3/16"
	4-0	 MRACA2040UAH 4'-9 3/4" 4'-10 1/4"	 MRACA2440UAH 4'-11 1/16" 4'-11 9/16"	 MRACA2640UAH 4'-11 3/4" 5'-0 1/4"	 MRACA2840UAH 5'-0 7/16" 5'-0 15/16"	 MRACA3040UAH 5'-1 11/16" 5'-2 3/16"
	4-5	 MRACA2045UAH 5'-1 1/4" 5'-1 3/4"	 MRACA2445UAH 5'-2 9/16" 5'-3 1/16"	 MRACA2645UAH 5'-3 1/4" 5'-3 3/4"	 MRACA2845UAH 5'-3 13/16" 5'-4 7/16"	 MRACA3045UAH 5'-5 3/16" 5'-5 11/16"
	5-0	 MRACA2050UAH 5'-8 1/4" 5'-8 3/4"	 MRACA2450UAH 5'-9 9/16" 5'-10 1/16"	 MRACA2650UAH 5'-10 1/4" 5'-10 3/4"	 MRACA2850UAH 5'-10 15/16" 5'-11 7/16"	 MRACA3050UAH 6'-0 3/16" 6'-0 11/16"
	5-5	 MRACA2055UAH 6'-1 1/4" 6'-1 3/4"	 MRACA2455UAH 6'-2 9/16" 6'-3 1/16"	 MRACA2655UAH 6'-3 1/4" 6'-3 3/4"	 MRACA2855UAH 6'-3 13/16" 6'-4 7/16"	 MRACA3055UAH 6'-5 3/16" 6'-5 11/16"
6-0	 MRACA2060UAH 6'-8 1/4" 6'-8 3/4"	 MRACA2460UAH 6'-9 9/16" 6'-10 1/16"	 MRACA2660UAH 6'-10 1/4" 6'-10 3/4"	 MRACA2860UAH 6'-10 15/16" 6'-11 7/16"	 MRACA3060UAH 7'-0 3/16" 7'-0 11/16"	

NOTE:

Shaded units satisfy ICC egress requirements. Check with your local code official to confirm egress requirements in your area.

Casement – Actual Unit Dimensions



To calculate unit dimension on multiple units, add 1" per mull together with actual unit dimension.

Operating Units, WIDTH

Call size (Width)	1-5	1-8	2-0	2-4	2-6	2-8	3-0
SINGLE	16- ³ / ₄	20- ¹ / ₄	24- ¹ / ₄	28- ¹ / ₄	30- ¹ / ₄	32- ¹ / ₄	36
TWIN	34- ¹ / ₂	41- ¹ / ₂	49- ¹ / ₂	57- ¹ / ₂	61- ¹ / ₂	65- ¹ / ₂	73
TRIPLE	52- ¹ / ₄	62- ³ / ₄	74- ³ / ₄	86- ³ / ₄	92- ³ / ₄	98- ³ / ₄	110
FOUR WIDE	70	84	100	116	124	132	147
FIVE WIDE	87- ³ / ₄	105- ¹ / ₄	125- ¹ / ₄	145- ¹ / ₄	155- ¹ / ₄	165- ¹ / ₄	184

Operating & Fixed Units, HEIGHT

Call size (Width)	Height in Inch
2-0	24- ¹ / ₄
2-4	28- ¹ / ₄
3-0	36
3-5	41- ¹ / ₂
4-0	49- ¹ / ₂
4-5	53
5-0	60
5-5	65
6-0	72
6-5	77
7-0	84

Fixed Units, WIDTH

Call size (Width)	1-0	1-5	1-8	2-0	2-4	2-6
SINGLE	13- ³ / ₈	16- ³ / ₄	20- ¹ / ₄	24- ¹ / ₄	28- ¹ / ₄	30- ¹ / ₄
TWIN	27- ³ / ₄	34- ¹ / ₂	41- ¹ / ₂	49- ¹ / ₂	57- ¹ / ₂	61- ¹ / ₂
TRIPLE	42- ¹ / ₈	52- ¹ / ₄	62- ³ / ₄	74- ³ / ₄	86- ³ / ₄	92- ³ / ₄
QUAD	56- ¹ / ₂	70	84	100	116	124
QUINT	70- ⁷ / ₈	87- ³ / ₄	105- ¹ / ₄	125- ¹ / ₄	145- ¹ / ₄	155- ¹ / ₄

Transom Units, HEIGHT

Call size (Width)	Height in Inch
0-10	11- ³ / ₈
1-0	13- ³ / ₈
1-2	15- ³ / ₈
1-6	17- ³ / ₈
2-0	24- ¹ / ₄
2-4	28- ¹ / ₄

Fixed Units, WIDTH

Call size (Width)	2-8	3-0	3-5	4-0	5-0	6-0
SINGLE	32- ¹ / ₄	36	41- ¹ / ₂	49- ¹ / ₂	60	72
TWIN	65- ¹ / ₂	73	84	100	121	145
TRIPLE	98- ³ / ₄	110	126- ¹ / ₂	150- ¹ / ₂	182	218
QUAD	132	147	169	201	243	291
QUINT	165- ¹ / ₄	184	211- ¹ / ₂	251- ¹ / ₂	304	364

Casement – Net Clear & Daylight Opening Dimensions

Operating Units

Fixed Units

Call Size	Clear Opening Width	Clear Opening Height	Clear Opening S.F.	Daylight Opening S.F.
MRACA1520	9.000	19.719	1.23	1.4
24	9.000	23.719	1.48	1.7
30	9.000	31.469	1.97	2.3
35	9.000	36.969	2.31	2.8
40	9.000	44.969	2.81	3.4
45	9.000	48.469	3.03	3.6
50	9.000	55.469	3.47	4.2
55	9.000	60.469	3.78	4.6
60	9.000	67.469	4.22	5.1
65	9.000	72.349	4.52	5.4
70	9.000	79.349	4.96	6.0
MRACA1820	12.500	19.719	1.71	1.9
24	12.500	23.719	2.06	2.3
30	12.500	31.469	2.73	3.1
35	12.500	36.969	3.12	3.6
40	12.500	44.969	3.82	4.4
45	12.500	48.469	4.21	4.8
50	12.500	55.469	4.82	5.5
55	12.500	60.469	5.25	6.0
60	12.500	67.469	5.86	6.7
65	12.500	72.349	6.28	7.2
70	12.500	79.349	6.89	7.9
MRACA2020	16.500	19.719	2.26	2.4
24	16.500	23.719	2.72	2.9
30	16.500	31.469	3.61	3.9
35	16.500	36.969	4.12	4.6
40	16.500	44.969	5.04	5.6
45	16.500	48.469	5.55	6.1
50	16.500	55.469	6.36	7.0
55	16.500	60.469	6.93	7.6
60	16.500	67.469	7.73	8.5
65	16.500	72.349	8.29	9.2
70	16.500	79.349	9.09	10.1
MRACA2420	20.500	19.719	2.81	2.9
24	20.500	23.719	3.38	3.5
30	20.500	31.469	4.48	4.7
35	20.500	36.969	5.12	5.6
40	20.500	44.969	6.26	6.9
45	20.500	48.469	6.90	7.4
50	20.500	55.469	7.90	8.5
55	20.500	60.469	8.61	9.3
60	20.500	67.469	9.60	10.4
65	20.500	72.349	10.3	11.1
70	20.500	79.349	11.3	12.2

Call Size	Clear Opening Width	Clear Opening Height	Clear Opening S.F.	Daylight Opening S.F.
MRACA2620	22.500	19.719	3.08	3.2
24	22.500	23.719	3.71	3.8
30	22.500	31.469	4.92	5.2
35	22.500	36.969	5.78	6.1
40	22.500	44.969	7.03	7.5
45	22.500	48.469	7.57	8.1
50	22.500	55.469	8.67	9.3
55	22.500	60.469	9.45	10.1
60	22.500	67.469	10.54	11.3
65	22.500	72.349	11.3	12.1
70	22.500	79.349	12.4	13.3
MRACA2820	24.500	19.719	3.35	3.4
24	24.500	23.719	4.04	4.2
30	24.500	31.469	5.35	5.6
35	24.500	35.969	6.12	6.6
40	24.500	43.969	7.48	8.1
45	24.500	48.469	8.25	8.7
50	24.500	55.469	9.44	10.0
55	24.500	60.469	10.29	10.9
60	24.500	67.469	11.48	12.2
65	24.500	72.349	12.31	13.1
70	24.500	79.349	13.5	14.4
MRACA3020	28.250	19.719	3.87	3.9
24	28.250	23.719	4.65	4.7
30	28.250	31.469	6.17	6.4
35	28.250	35.969	6.12	7.5
40	28.250	43.969	7.48	9.2
45	28.250	48.469	8.25	10.0
50	28.250	55.469	9.44	11.4
55	28.250	60.469	10.29	12.5
60	28.250	67.469	11.48	14.0
65	28.250	72.349	14.19	15.0
70	28.250	79.349	15.57	16.4

Call Size	Daylight Opening S.F.	Call Size	Daylight Opening S.F.
MRACA1020P	1.0	MRACA2820P	3.4
24	1.2	24	4.2
30	1.6	30	5.6
35	1.9	35	6.6
40	2.3	40	8.1
45	2.5	45	8.7
50	2.9	50	10.0
55	3.2	55	10.9
60	3.5	60	12.2
65	3.8	65	13.1
70	4.1	70	14.4
MRACA1520P	1.4	MRACA3020P	3.9
24	1.7	24	4.7
30	2.3	30	6.4
35	2.8	35	7.5
40	3.4	40	9.2
45	3.6	45	10.0
50	4.2	50	11.4
55	4.6	55	12.5
60	5.1	60	14.0
65	5.4	65	15.0
70	6.0	70	16.4
MRACA1820P	1.9	MRACA3520P	4.6
24	2.3	24	5.6
30	3.1	30	7.5
35	3.6	35	8.9
40	4.4	40	10.9
45	4.8	45	11.8
50	5.5	50	13.5
55	6.0	55	14.8
60	6.7	60	16.5
65	7.2	65	17.7
70	7.9	70	19.4
MRACA2020P	2.4	MRACA4020P	5.6
24	2.9	24	6.9
30	3.9	30	9.2
35	4.6	35	10.9
40	5.6	40	13.3
45	6.1	45	14.4
50	7.0	50	16.5
55	7.6	55	18.0
60	8.5	60	20.2
65	9.2	65	21.6
70	10.1	70	23.8
MRACA2420P	2.9	MRACA5020P	7.0
24	3.5	24	8.5
30	4.7	30	11.4
35	5.6	35	13.5
40	6.9	40	16.5
45	7.4	45	17.8
50	8.5	50	20.5
55	9.3	55	22.4
60	10.4	60	25.0
65	11.1	65	26.8
70	12.2	70	29.5
MRACA2620P	3.2	MRACA6020P	8.5
24	3.8	24	10.4
30	5.2	30	14.0
35	6.1	35	16.5
40	7.5	40	20.2
45	8.1	45	21.8
50	9.3	50	25.0
55	10.1	55	27.3
60	11.3	60	30.5
65	12.1	65	32.8
70	13.3	70	36.0

NOTE:

Units listed in green satisfy ICC egress requirements. Check with your local code official to confirm egress requirements in your area.

Casement – Net Clear & Daylight Opening Dimensions

Operating Extended Round Casement Units

Call Size	Clear Opening Width	Clear Opening Height	Clear Opening S.F.	Daylight Opening S.F.
MRACA2020TR	15.000	21.658	2.26	4.6
24	15.000	25.658	2.67	5.2
30	15.000	33.408	3.48	6.2
35	15.000	38.908	4.05	6.9
40	15.000	46.908	4.89	7.9
45	15.000	50.408	5.25	8.3
50	15.000	57.408	5.98	9.2
55	15.000	62.408	6.50	9.9
60	15.000	69.408	7.23	10.8
MRACA2420TR	19.000	21.658	2.86	6.1
24	19.000	25.658	3.39	6.8
30	19.000	33.408	4.41	8.0
35	19.000	38.908	5.13	8.8
40	19.000	46.908	6.19	10.1
45	19.000	50.408	6.65	10.6
50	19.000	57.408	7.57	11.7
55	19.000	62.408	8.23	12.5
60	19.000	69.408	9.19	13.6
MRACA2620TR	21.000	21.658	3.16	6.9
24	21.000	25.658	3.74	7.6
30	21.000	33.408	4.87	8.9
35	21.000	38.908	5.67	9.8
40	21.000	46.908	6.84	11.2
45	21.000	50.408	7.35	11.8
50	21.000	57.408	8.37	13.0
55	21.000	62.408	9.10	13.8
60	21.000	69.408	10.12	15.0
MRACA2820TR	23.000	21.658	3.46	7.8
24	23.000	25.658	4.10	8.5
30	23.000	33.408	5.34	10.0
35	23.000	38.908	6.21	11.0
40	23.000	46.908	7.49	12.5
45	23.000	50.408	8.05	13.1
50	23.000	57.408	9.17	14.4
55	23.000	62.408	9.97	15.3
60	23.000	69.408	11.09	16.6
MRACA3020TR	26.750	21.658	4.02	9.5
24	26.750	25.658	4.77	10.4
30	26.750	33.408	6.21	12.0
35	26.750	38.408	7.23	13.1
40	26.750	46.908	8.71	14.8
45	26.750	50.408	9.36	15.6
50	26.750	57.408	10.66	17.0
55	26.750	62.408	11.59	18.1
60	26.750	69.408	12.89	19.6

Operating Extended Eyebrow Casement Units

Call Size	Clear Opening Width	Clear Opening Height	Clear Opening S.F.	Daylight Opening S.F.
MRACA2020AH	15.000	21.658	2.26	2.8
24	15.000	25.658	2.67	3.3
30	15.000	33.408	3.48	4.3
35	15.000	38.908	4.05	5.0
40	15.000	46.908	4.89	6.1
45	15.000	50.408	5.25	6.5
50	15.000	57.408	5.98	7.4
55	15.000	62.408	6.50	8.1
60	15.000	69.408	7.23	9.0
MRACA2420AH	19.000	21.658	2.86	3.5
24	19.000	25.658	3.39	4.1
30	19.000	33.408	4.41	5.3
35	19.000	38.908	5.13	6.2
40	19.000	46.908	6.19	7.4
45	19.000	50.408	6.65	8.0
50	19.000	57.408	7.57	9.1
55	19.000	62.408	8.23	9.9
60	19.000	69.408	9.16	11.0
MRACA2620AH	21.000	21.658	3.16	3.8
24	21.000	25.658	3.74	4.5
30	21.000	33.408	4.87	5.8
35	21.000	38.908	5.67	6.7
40	21.000	46.908	6.84	8.1
45	21.000	50.408	7.35	8.7
50	21.000	57.408	8.37	9.8
55	21.000	62.408	9.10	10.7
60	21.000	69.408	10.12	11.9
MRACA2820AH	23.000	21.658	3.46	4.2
24	23.000	25.658	4.10	4.9
30	23.000	33.408	5.34	6.4
35	23.000	38.908	6.21	7.4
40	23.000	46.908	7.49	8.8
45	23.000	50.408	8.05	9.5
50	23.000	57.408	9.17	10.8
55	23.000	62.408	9.97	11.7
60	23.000	69.408	11.09	13.0
MRACA3020AH	26.750	21.658	4.02	4.8
24	26.750	25.658	4.77	5.7
30	26.750	33.408	6.21	7.3
35	26.750	38.408	7.23	8.5
40	26.750	46.908	8.71	10.2
45	26.750	50.408	9.36	10.9
50	26.750	57.408	10.66	12.4
55	26.750	62.408	11.59	13.4
60	26.750	69.408	12.89	14.9

NOTE:

Units listed in green satisfy ICC egress requirements. Check with your local code official to confirm egress requirements in your area.

Operating Extended Quarter Round Casement Units

Call Size	Clear Opening Width	Clear Opening Height	Clear Opening S.F.	Daylight Opening S.F.
MRACA2020QC	15.000	21.658	2.26	4.8
24	15.000	25.658	2.67	5.3
30	15.000	33.408	3.48	6.3
35	15.000	38.908	4.05	7.1
40	15.000	46.908	4.89	8.1
MRACA2420QC	19.000	21.658	2.86	6.3
24	19.000	25.658	3.39	6.9
30	19.000	33.408	4.41	8.1
35	19.000	38.908	5.13	9.0
40	19.000	46.908	6.19	10.2

Operating Extended Quarter Eyebrow Casement Units

Call Size	Clear Opening Width	Clear Opening Height	Clear Opening S.F.	Daylight Opening S.F.
MRACA2020UAH	15.000	21.658	2.26	3.1
24	15.000	25.658	2.67	3.6
30	15.000	33.408	3.48	4.6
35	15.000	38.908	4.05	5.3
40	15.000	46.908	4.89	6.4
45	15.000	50.408	5.25	6.8
50	15.000	57.408	5.98	7.7
55	15.000	62.408	6.50	8.4
60	15.000	69.408	7.23	9.3
MRACA2420UAH	19.000	21.658	2.86	3.9
24	19.000	25.658	3.39	4.5
30	19.000	33.408	4.41	5.8
35	19.000	38.908	5.13	6.6
40	19.000	46.908	6.19	7.9
45	19.000	50.408	6.65	8.4
50	19.000	57.408	7.57	9.5
55	19.000	62.408	8.23	10.3
60	19.000	69.408	9.16	11.4
MRACA2620UAH	21.000	21.658	3.16	4.3
24	21.000	25.658	3.74	5.0
30	21.000	33.408	4.87	6.3
35	21.000	38.908	5.67	7.2
40	21.000	46.908	6.84	8.6
45	21.000	50.408	7.35	9.2
50	21.000	57.408	8.37	10.4
55	21.000	62.408	9.10	11.2
60	21.000	69.408	10.12	12.4
MRACA2820UAH	23.000	21.658	3.46	4.8
24	23.000	25.658	4.10	5.5
30	23.000	33.408	5.34	6.9
35	23.000	38.908	6.21	8.0
40	23.000	46.908	7.49	9.4
45	23.000	50.408	8.05	10.1
50	23.000	57.408	9.17	11.4
55	23.000	62.408	9.97	12.3
60	23.000	69.408	11.09	13.6
MRACA3020UAH	26.750	21.658	4.02	5.6
24	26.750	25.658	4.77	6.5
30	26.750	33.408	6.21	8.1
35	26.750	38.408	7.23	9.2
40	26.750	46.908	8.71	10.9
45	26.750	50.408	9.36	11.7
50	26.750	57.408	10.66	13.1
55	26.750	62.408	11.59	14.2
60	26.750	69.408	12.89	15.7

NOTE:

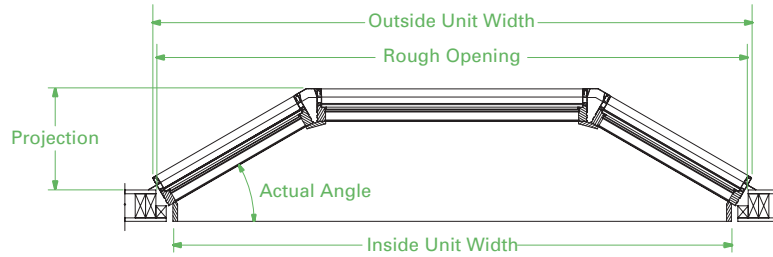
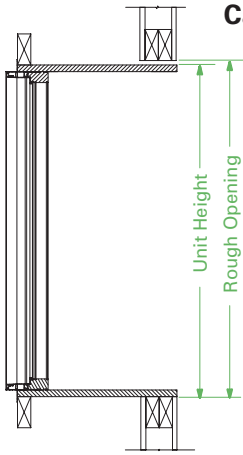
Units listed in green satisfy ICC egress requirements. Check with your local code official to confirm egress requirements in your area.

NOTE:

Casement - 30° and 45° Bay Windows are available. Please contact your American Craftsman Sales Representative for information.

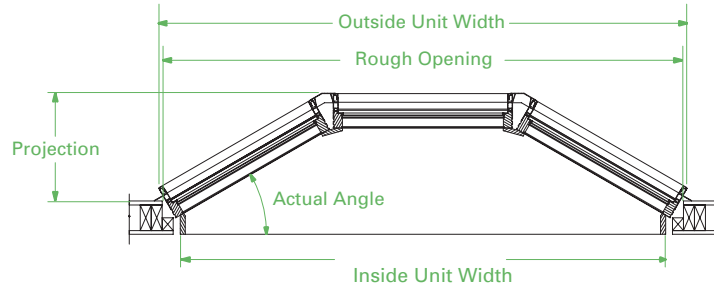
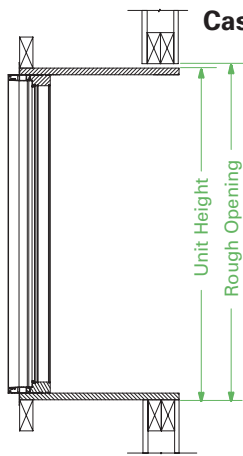
Casement – 30° Bay Window w/Operating Flankers

Note: Projections include 4-9/16" wall.



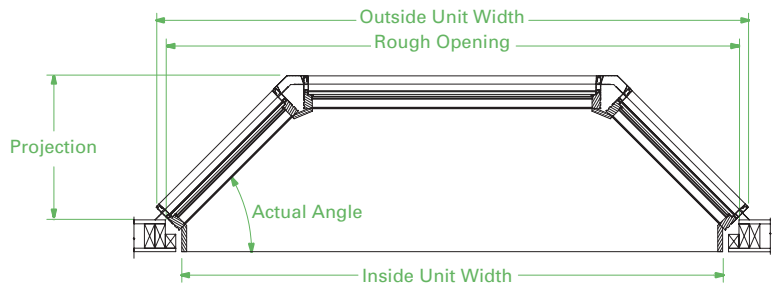
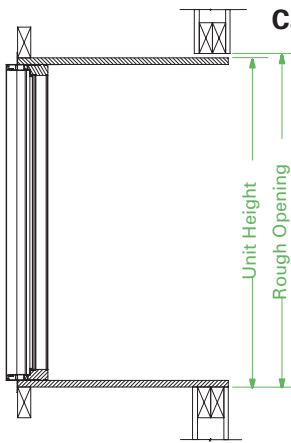
Casement – 30° Bay Window w/Three Operating Units

Note: Projections include 4-9/16" wall.



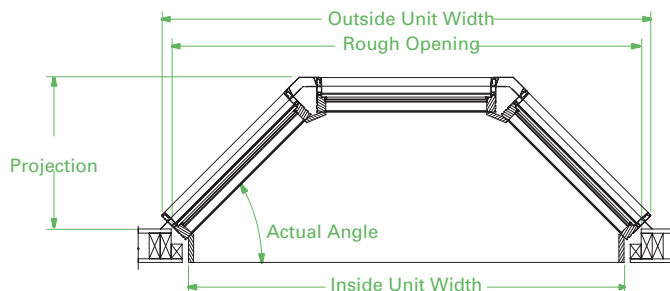
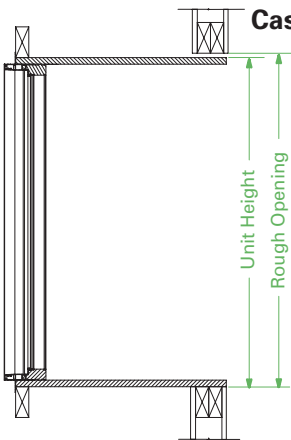
Casement – 45° Bay Window w/Operating Flankers

Note: Projections include 4-9/16" wall.



Casement – 45° Bay Window w/Three Operating Units

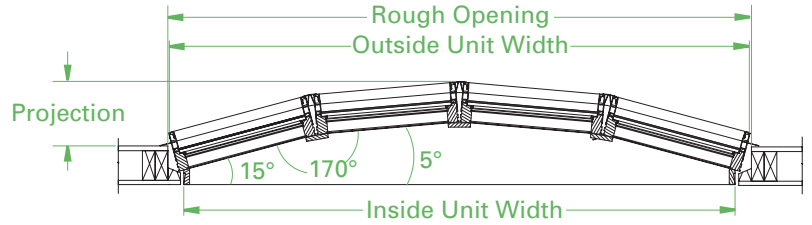

Note: Projections include 4-9/16" wall.



Casement – 4 Wide Bow Window Details

Note: Projections do not include 4-⁹/₁₆" wall.

HEIGHTS		
Call Size	Bay Unit	Rough Opening
2/0	25- ³ / ₄	26- ¹ / ₄
2/4	29- ³ / ₄	30- ¹ / ₄
3/0	37- ¹ / ₂	38
3/5	43	43- ¹ / ₂
4/0	51	51- ¹ / ₂
4/5	54- ¹ / ₂	55
5/0	61- ¹ / ₂	62
5/5	66- ¹ / ₂	67
6/0	73- ¹ / ₂	74



1-5 Bow – 4 Wide




1-8 Bow – 4 Wide




WIDTHS				
Call Size	Outside Unit Dim.	Rough Opening	Projection	Inside Unit Dim.
MRACA15xx/4BOW	68- ¹¹ / ₁₆	68- ⁷ / ₈	7- ⁵ / ₈	65- ¹ / ₈

WIDTHS				
Call Size	Outside Unit Dim.	Rough Opening	Projection	Inside Unit Dim.
MRACA18xx/4BOW	82- ³ / ₈	82- ⁹ / ₁₆	8- ¹³ / ₁₆	78- ¹³ / ₁₆

2-0 Bow – 4 Wide



2-4 Bow – 4 Wide



WIDTHS				
Call Size	Outside Unit Dim.	Rough Opening	Projection	Inside Unit Dim.
MRACA20xx/4BOW	99- ¹ / ₁₆	99- ¹ / ₄	10- ¹ / ₄	95- ¹ / ₂

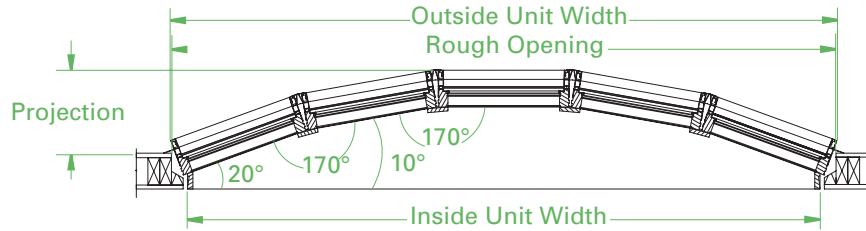

WIDTHS				
Call Size	Outside Unit Dim.	Rough Opening	Projection	Inside Unit Dim.
MRACA24xx/4BOW	113- ¹³ / ₁₆	114	11- ⁹ / ₁₆	110- ¹ / ₄

NOTE:


Viewed from exterior, windows 1 and 4 are operating, windows 2 and 3 are fixed. All four windows operating is optional, upcharge applies.

Casement – 5 Wide Bow Window Details

Note: Projections do not include 4-⁵/₁₆" wall.



1-5 Bow – 5 Wide



HEIGHTS		
Call Size	Bay Unit	Rough Opening
2/0	25- ³ / ₄	26- ¹ / ₄
2/4	29- ³ / ₄	30- ¹ / ₄
3/0	37- ¹ / ₂	38
3/5	43	43- ¹ / ₂
4/0	51	51- ¹ / ₂
4/5	54- ¹ / ₂	55
5/0	61- ¹ / ₂	62
5/5	66- ¹ / ₂	67
6/0	73- ¹ / ₂	74

WIDTHS

Call Size	Outside Unit Dim.	Rough Opening	Projection	Inside Unit Dim.
MRACA15xx/5BOW	85- ³ / ₈	84- ¹⁵ / ₁₆	10- ¹ / ₁₆	80- ¹³ / ₁₆

1-8 Bow – 5 Wide



WIDTHS

Call Size	Outside Unit Dim.	Rough Opening	Projection	Inside Unit Dim.
MRACA18xx/5BOW	102- ¹ / ₁₆	101- ¹⁵ / ₁₆	12- ⁷ / ₁₆	97- ¹³ / ₁₆

2-0 Bow – 5 Wide



WIDTHS

Call Size	Outside Unit Dim.	Rough Opening	Projection	Inside Unit Dim.
MRACA20xx/5BOW	121- ⁷ / ₁₆	121- ⁵ / ₁₆	14- ¹ / ₂	117- ³ / ₁₆

NOTE:

Viewed from exterior, windows 1 and 4 are operating, windows 2 and 3 are fixed. All four windows operating is optional, upcharge applies.

Unit Dimension Rough Opening Call Size	Widths											
	1'-8 1/4"	2'-0 1/4"	2'-4 1/4"	2'-6 1/4"	2'-8 1/4"	3'-0"	3'-5 1/2"	4'-1 1/2"	4'-5"	5'-0"	5'-5"	6'-0"
	1'-9 1/4"	2'-1 1/4"	2'-5 1/4"	2'-7 1/4"	2'-9 1/4"	3'-1"	3'-6 1/2"	4'-2 1/2"	4'-6"	5'-1"	5'-6"	6'-1"
1'-5 1/4"	MRAAW1815	MRAAW2015	MRAAW2415	MRAAW2615	MRAAW2815	MRAAW3015	MRAAW3515	MRAAW4015	MRAAW4515	MRAAW5015	MRAAW5515	MRAAW6015
1'-8 1/4"	MRAAW1818	MRAAW2018	MRAAW2418	MRAAW2618	MRAAW2818	MRAAW3018	MRAAW3518	MRAAW4018	MRAAW4518	MRAAW5018	MRAAW5518	MRAAW6018
2'-0 1/4"	MRAAW1820	MRAAW2020	MRAAW2420	MRAAW2620	MRAAW2820	MRAAW3020	MRAAW3520	MRAAW4020	MRAAW4520	MRAAW5020	MRAAW5520	MRAAW6020
2'-4 1/4"	MRAAW1824	MRAAW2024	MRAAW2424	MRAAW2624	MRAAW2824	MRAAW3024	MRAAW3524	MRAAW4024	MRAAW4524	MRAAW5024	MRAAW5524	MRAAW6024
3'-0"	MRAAW1830	MRAAW2030	MRAAW2430	MRAAW2630	MRAAW2830	MRAAW3030	MRAAW3530	MRAAW4030	MRAAW4530	MRAAW5030	MRAAW5530	MRAAW6030
3'-5 1/2"	MRAAW1835	MRAAW2035	MRAAW2435	MRAAW2635	MRAAW2835	MRAAW3035	MRAAW3535	MRAAW4035	MRAAW4535	MRAAW5035	MRAAW5535	MRAAW6035
4'-1 1/2"	MRAAW1840	MRAAW2040	MRAAW2440	MRAAW2640	MRAAW2840	MRAAW3040	MRAAW3540	MRAAW4040	MRAAW4540	MRAAW5040	MRAAW5540	MRAAW6040

Awning – Twin Operating Units

Unit Dimension Rough Opening Call Size	Widths							
	3'-5 1/2"	4'-1 1/2"	4'-9 1/2"	5'-1 1/2"	5'-5 1/2"	6'-1"	7'-0"	8'-4"
	3'-6 1/2"	4'-2 1/2"	4'-10 1/2"	5'-2 1/2"	5'-6 1/2"	6'-2"	7'-1"	8'-5"
Heights	1-8 Twin	2-0 Twin	2-4 Twin	2-6 Twin	2-8 Twin	3-0 Twin	3-5 Twin	4-0 Twin
4'-1 1/2"	MRAAW1840-2	MRAAW2040-2	MRAAW2440-2	MRAAW2640-2	MRAAW2840-2	MRAAW3040-2	MRAAW3540-2	MRAAW4040-2
4'-2"	MRAAW1835-2	MRAAW2035-2	MRAAW2435-2	MRAAW2635-2	MRAAW2835-2	MRAAW3035-2	MRAAW3535-2	MRAAW4035-2
3'-5 1/2"	MRAAW1830-2	MRAAW2030-2	MRAAW2430-2	MRAAW2630-2	MRAAW2830-2	MRAAW3030-2	MRAAW3530-2	MRAAW4030-2
3'-6"	MRAAW1825-2	MRAAW2025-2	MRAAW2425-2	MRAAW2625-2	MRAAW2825-2	MRAAW3025-2	MRAAW3525-2	MRAAW4025-2
3'-0"	MRAAW1820-2	MRAAW2020-2	MRAAW2420-2	MRAAW2620-2	MRAAW2820-2	MRAAW3020-2	MRAAW3520-2	MRAAW4020-2
2'-4 1/4"	MRAAW1818-2	MRAAW2018-2	MRAAW2418-2	MRAAW2618-2	MRAAW2818-2	MRAAW3018-2	MRAAW3518-2	MRAAW4018-2
2'-0 1/4"	MRAAW1815-2	MRAAW2015-2	MRAAW2415-2	MRAAW2615-2	MRAAW2815-2	MRAAW3015-2	MRAAW3515-2	MRAAW4015-2

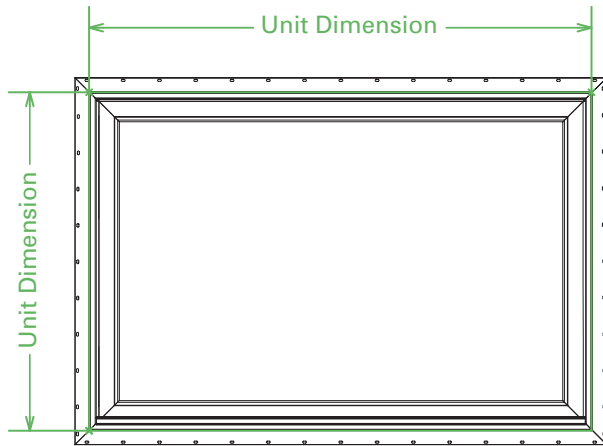
Unit Dimension Rough Opening Call Size	Widths			
	8'-11"	10'-1"	10'-11"	12'-1"
	9'-0"	10'-2"	11'-0"	12'-2"
Heights	4-5 Twin	5-0 Twin	5-5 Twin	6-0 Twin
4'-1 1/2"	MRAAW540-2	MRAAW5040-2	MRAAW5540-2	MRAAW6040-2
4'-2"	MRAAW535-2	MRAAW5035-2	MRAAW5535-2	MRAAW6035-2
3'-5 1/2"	MRAAW530-2	MRAAW5030-2	MRAAW5530-2	MRAAW6030-2
3'-6"	MRAAW525-2	MRAAW5025-2	MRAAW5525-2	MRAAW6025-2
3'-0"	MRAAW520-2	MRAAW5020-2	MRAAW5520-2	MRAAW6020-2
2'-4 1/4"	MRAAW518-2	MRAAW5018-2	MRAAW5518-2	MRAAW6018-2
2'-0 1/4"	MRAAW515-2	MRAAW5015-2	MRAAW5515-2	MRAAW6015-2

		Widths							
		5'-2 3/4"	6'-2 3/4"	7'-2 3/4"	7'-8 3/4"	8'-2 3/4"	9'-2"	10'-6 1/2"	12'-6 1/2"
		5'-3 3/4"	6'-3 3/4"	7'-3 3/4"	7'-9 3/4"	8'-3 3/4"	9'-3"	10'-7 1/2"	12'-7 1/2"
		1-8 Triple	2-0 Triple	2-4 Triple	2-6 Triple	2-8 Triple	3-0 Triple	3-5 Triple	4-0 Triple
Heights	Unit Dimension Rough Opening Call Size	1-5 MRAAW1815-3	MRAAW2015-3	MRAAW2415-3	MRAAW2615-3	MRAAW2815-3	MRAAW3015-3	MRAAW3515-3	MRAAW4015-3
	1-8 MRAAW1818-3	MRAAW2018-3	MRAAW2418-3	MRAAW2618-3	MRAAW2818-3	MRAAW3018-3	MRAAW3518-3	MRAAW4018-3	
	2-0 MRAAW1820-3	MRAAW2020-3	MRAAW2420-3	MRAAW2620-3	MRAAW2820-3	MRAAW3020-3	MRAAW3520-3	MRAAW4020-3	
	2-4 MRAAW1824-3	MRAAW2024-3	MRAAW2424-3	MRAAW2624-3	MRAAW2824-3	MRAAW3024-3	MRAAW3524-3	MRAAW4024-3	
	3-0 MRAAW1830-3	MRAAW2030-3	MRAAW2430-3	MRAAW2630-3	MRAAW2830-3	MRAAW3030-3	MRAAW3530-3	MRAAW4030-3	
	3-5 MRAAW1835-3	MRAAW2035-3	MRAAW2435-3	MRAAW2635-3	MRAAW2835-3	MRAAW3035-3	MRAAW3535-3	MRAAW4035-3	
	4-0 MRAAW1840-3	MRAAW2040-3	MRAAW2440-3	MRAAW2640-3	MRAAW2840-3	MRAAW3040-3	MRAAW3540-3	MRAAW4040-3	

		Widths			
		13'-5"	15'-2"	16'-5"	18'-2"
		13'-6"	15'-3"	16'-6"	18'-3"
		4-5 Triple	5-0 Triple	5-5 Triple	6-0 Triple
Heights	Unit Dimension Rough Opening Call Size	1-5 MRAAW515-3	MRAAW5015-3	MRAAW5515-3	MRAAW6015-3
	1-8 MRAAW518-3	MRAAW5018-3	MRAAW5518-3	MRAAW6018-3	
	2-0 MRAAW520-3	MRAAW5020-3	MRAAW5520-3	MRAAW6020-3	
	2-4 MRAAW524-3	MRAAW5024-3	MRAAW5524-3	MRAAW6024-3	
	3-0 MRAAW530-3	MRAAW5030-3	MRAAW5530-3	MRAAW6030-3	
	3-5 MRAAW535-3	MRAAW5035-3	MRAAW5535-3	MRAAW6035-3	
	4-0 MRAAW540-3	MRAAW5040-3	MRAAW5540-3	MRAAW6040-3	

Awning – Fixed Units

		Widths											
		1'-1 3/8"	1'-4 3/4"	1'-8 1/4"	2'-0 1/4"	2'-4 1/4"	2'-6 1/4"	2'-8 1/4"	3'-0"	3'-5 1/2"	4'-1 1/2"	5'-0 1/4"	6'-0 1/4"
		1'-2 3/8"	1'-5 3/4"	1'-9 1/4"	2'-1 1/4"	2'-5 1/4"	2'-7 1/4"	2'-9 1/4"	3'-1"	3'-6 1/2"	4'-2 1/2"	5'-1 1/4"	6'-1 1/4"
		1-0	1-5	1-8	2-0	2-4	2-6	2-8	3-0	3-5	4-0	5-0	6-0
Unit Dimension	Rough Opening Cal Size												
1'-0"	1'-1 3/4"	MRAAW1010P	MRAAW1510P	MRAAW1810P	MRAAW2010P	MRAAW2410P	MRAAW2610P	MRAAW2810P	MRAAW3010P	MRAAW3510P	MRAAW4010P	MRAAW5010P	MRAAW6010P
1'-5"	1'-5 1/4"	MRAAW1015P	MRAAW1515P	MRAAW1815P	MRAAW2015P	MRAAW2415P	MRAAW2615P	MRAAW2815P	MRAAW3015P	MRAAW3515P	MRAAW4015P	MRAAW5015P	MRAAW6015P
1'-8"	1'-8 1/4"	MRAAW1018P	MRAAW1518P	MRAAW1818P	MRAAW2018P	MRAAW2418P	MRAAW2618P	MRAAW2818P	MRAAW3018P	MRAAW3518P	MRAAW4018P	MRAAW5018P	MRAAW6018P
2'-0"	2'-0 1/4"	MRAAW1020P	MRAAW1520P	MRAAW1820P	MRAAW2020P	MRAAW2420P	MRAAW2620P	MRAAW2820P	MRAAW3020P	MRAAW3520P	MRAAW4020P	MRAAW5020P	MRAAW6020P
2'-4"	2'-4 1/4"	MRAAW1024P	MRAAW1524P	MRAAW1824P	MRAAW2024P	MRAAW2424P	MRAAW2624P	MRAAW2824P	MRAAW3024P	MRAAW3524P	MRAAW4024P	MRAAW5024P	MRAAW6024P
3'-0"	3'-0 1/2"	MRAAW1030P	MRAAW1530P	MRAAW1830P	MRAAW2030P	MRAAW2430P	MRAAW2630P	MRAAW2830P	MRAAW3030P	MRAAW3530P	MRAAW4030P	MRAAW5030P	MRAAW6030P
3'-4 1/2"	3'-5"	MRAAW1035P	MRAAW1535P	MRAAW1835P	MRAAW2035P	MRAAW2435P	MRAAW2635P	MRAAW2835P	MRAAW3035P	MRAAW3535P	MRAAW4035P	MRAAW5035P	MRAAW6035P
4'-0 1/2"	4'-1"	MRAAW1040P	MRAAW1540P	MRAAW1840P	MRAAW2040P	MRAAW2440P	MRAAW2640P	MRAAW2840P	MRAAW3040P	MRAAW3540P	MRAAW4040P	MRAAW5040P	MRAAW6040P
4'-5"	4'-5 1/2"	MRAAW1045P	MRAAW1545P	MRAAW1845P	MRAAW2045P	MRAAW2445P	MRAAW2645P	MRAAW2845P	MRAAW3045P	MRAAW3545P	MRAAW4045P	MRAAW5045P	MRAAW6045P
5'-0"	5'-0 1/2"	MRAAW1050P	MRAAW1550P	MRAAW1850P	MRAAW2050P	MRAAW2450P	MRAAW2650P	MRAAW2850P	MRAAW3050P	MRAAW3550P	MRAAW4050P	MRAAW5050P	MRAAW6050P
5'-5"	5'-5 1/2"	MRAAW1055P	MRAAW1555P	MRAAW1855P	MRAAW2055P	MRAAW2455P	MRAAW2655P	MRAAW2855P	MRAAW3055P	MRAAW3555P	MRAAW4055P	MRAAW5055P	MRAAW6055P
6'-0"	6'-0 1/2"	MRAAW1060P	MRAAW1560P	MRAAW1860P	MRAAW2060P	MRAAW2460P	MRAAW2660P	MRAAW2860P	MRAAW3060P	MRAAW3560P	MRAAW4060P	MRAAW5060P	MRAAW6060P
6'-5"	6'-5 1/2"	MRAAW1065P	MRAAW1565P	MRAAW1865P	MRAAW2065P	MRAAW2465P	MRAAW2665P	MRAAW2865P	MRAAW3065P	MRAAW3565P	MRAAW4065P	MRAAW5065P	MRAAW6065P
7'-0"	7'-0 1/2"	MRAAW1070P	MRAAW1570P	MRAAW1870P	MRAAW2070P	MRAAW2470P	MRAAW2670P	MRAAW2870P	MRAAW3070P	MRAAW3570P	MRAAW4070P	MRAAW5070P	MRAAW6070P



To calculate unit dimension on multiple units, add 1" per mull together with actual unit dimension.

Operating Units, WIDTH

Call size (Width)	2-0	2-4	2-6	2-8	3-0	3-5	4-0	4-5	5-0	5-5	6-0
ONE WIDE	24- ¹ / ₄	28- ¹ / ₄	30- ¹ / ₄	32- ¹ / ₄	36	41- ¹ / ₂	49- ¹ / ₂	53	60	65	72
TWO WIDE	49- ¹ / ₂	57- ¹ / ₂	61- ¹ / ₂	65- ¹ / ₂	73	84	100	107	121	131	145
THREE WIDE	74- ³ / ₄	86- ³ / ₄	92- ³ / ₄	98- ³ / ₄	110	126- ¹ / ₂	150- ¹ / ₂	161	182	197	218
FOUR WIDE	100	116	124	132	147	169	201	215	243	263	291

Fixed Units, WIDTH

Call size (Width)	1-0	1-5	1-8	2-0	2-4	2-6	2-8	3-0	3-5	4-0	5-0	6-0
ONE WIDE	13- ³ / ₈	16- ³ / ₄	20- ¹ / ₄	24- ¹ / ₄	28- ¹ / ₄	30- ¹ / ₄	32- ¹ / ₄	36	41- ¹ / ₂	49- ¹ / ₂	60	72
TWO WIDE	27- ³ / ₄	34- ¹ / ₂	41- ¹ / ₂	49- ¹ / ₂	57- ¹ / ₂	61- ¹ / ₂	65- ¹ / ₂	73	84	100	121	145
THREE WIDE	42- ¹ / ₈	52- ¹ / ₄	62- ³ / ₄	74- ³ / ₄	86- ³ / ₄	92- ³ / ₄	98- ³ / ₄	110	126- ¹ / ₂	150- ¹ / ₂	182	218
FOUR WIDE	56- ¹ / ₂	70	84	100	116	124	132	147	169	201	243	291
FIVE WIDE	70- ⁷ / ₈	87- ³ / ₄	105- ¹ / ₄	125- ¹ / ₄	145- ¹ / ₄	155- ¹ / ₄	165- ¹ / ₂	184	211- ¹ / ₂	251- ¹ / ₂	304	364

Operating & Fixed Units, HEIGHT

Call size (Width)	One Height	Call Size (Height)	One Height
1-0	13- ³ / ₈	3-5	41- ¹ / ₂
1-5	16- ³ / ₄	4-0	49- ¹ / ₂
1-8	20- ¹ / ₄	5-0	60
2-0	24- ¹ / ₄	6-0	72
2-4	28- ¹ / ₄	6-5	77
3-0	36	7-0	84

Operating Units

Call Size	Daylight Opening S.F.
MRAAW1815	1.1
18	1.5
20	1.9
24	2.3
30	3.1
35	3.6
40	4.4
MRAAW2015	1.4
18	1.9
20	2.4
24	2.9
30	3.9
35	4.6
40	5.6
MRAAW2415	1.7
18	2.3
20	3.0
24	3.5
30	4.7
35	5.6
40	6.9
MRAAW2615	1.9
18	2.5
20	3.2
24	3.9
30	5.2
35	6.1
70	8.1

Call Size	Daylight Opening S.F.
MRAAW2815	2.0
18	2.7
20	3.4
24	4.2
30	5.6
35	6.6
40	8.1
MRAAW3015	2.3
18	3.1
20	3.9
24	4.7
30	6.4
35	7.5
40	9.2
MRAAW3135	2.8
18	3.6
20	4.6
24	5.6
30	7.5
35	8.9
40	10.9
MRAAW4015	3.4
18	4.4
20	5.6
24	6.9
30	9.2
35	10.9
40	13.3

Call Size	Daylight Opening S.F.
MRAAW4515	3.6
18	4.8
20	6.1
24	7.4
30	9.9
35	11.6
40	14.4
MRAAW5015	4.1
18	5.5
20	7.0
24	8.5
30	11.4
35	13.4
40	16.5
MRAAW5515	4.5
18	6.0
20	7.6
24	9.3
30	12.4
35	14.6
40	18.0
MRAAW6015	5.1
18	6.7
20	8.5
24	10.4
30	13.9
35	16.3
40	20.1

NOTE:

Awning units do NOT satisfy egress requirements.

Fixed Units

Call Size	Daylight Opening S.F.
MRAAW1020P	1.0
24	1.2
30	1.6
35	1.9
40	2.3
45	2.5
50	2.9
55	3.2
60	3.5
65	3.8
70	4.1
MRAAW1520P	1.4
24	1.7
30	2.3
35	2.8
40	3.4
45	3.6
50	4.2
55	4.6
60	5.1
65	5.4
70	6.0
MRAAW1820P	1.9
24	2.3
30	3.1
35	3.6
40	4.4
45	4.8
50	5.5
55	6.0
60	6.7
65	7.2
70	7.9
MRAAW2020P	2.4
24	2.9
30	3.9
35	4.6
40	5.6
45	6.1
50	7.0
55	7.6
60	8.5
65	9.2
70	10.1

Call Size	Daylight Opening S.F.
MRAAW2420P	2.9
24	3.5
30	4.7
35	5.6
40	6.9
45	7.4
50	8.5
55	9.3
60	10.4
65	11.1
70	12.2
MRAAW2620P	3.2
24	3.8
30	5.2
35	6.1
40	7.5
45	8.1
50	9.3
55	10.1
60	11.3
65	12.1
70	13.3
MRAAW2820P	3.4
24	4.2
30	5.6
35	6.6
40	8.1
45	8.7
50	10.0
55	10.9
60	12.2
65	13.1
70	14.4
MRAAW3020P	3.9
24	4.7
30	6.4
35	7.5
40	9.2
45	10.0
50	11.4
55	12.5
60	14.0
65	15.0
70	16.4

Call Size	Daylight Opening S.F.
MRAAW3520P	4.6
24	5.6
30	7.5
35	8.9
40	10.9
45	11.8
50	13.5
55	14.8
60	16.5
65	17.7
70	19.4
MRAAW4020P	5.6
24	6.9
30	9.2
35	10.9
40	13.3
45	14.4
50	16.5
55	18.0
60	20.2
65	21.6
70	23.8
MRAAW5020P	7.0
24	8.5
30	11.4
35	13.5
40	16.5
45	17.8
50	20.5
55	22.4
60	25.0
65	26.8
70	29.5
MRAAW6020P	8.5
24	10.4
30	14.0
35	16.5
40	20.2
45	21.8
50	25.0
55	27.3
60	30.5
65	32.8
70	36.0

French Sliding Doors – Fixed Panels & Transom Units

PATIO DOOR UNITS

Fixed Panel Widths

Unit Dimension Rough Opening Call Size	1'-8 1/8"	2'-2 1/8"	2'-8 1/8"	2'-10 1/8"	3'-2 1/8"	4'-2 1/8"
	1'-9 1/8"	2'-3 1/8"	2'-9 1/8"	2'-11 1/8"	3'-3 1/8"	4'-3 1/8"
	1-6	2-0	2-6	2-8	3-0	4-0
6'-7 1/2"						
6'-8"						
6'-11 1/2"						
7'-0"						
7'-1 1/2"						
7'-2"						
8'-3 1/2"						
8'-4"						
8-0						

Transom Widths

Unit Dimension Rough Opening Call Size	1'-8 1/8"	2'-2 1/8"	2'-8 1/8"	2'-10 1/8"	3'-2 1/8"	4'-2 1/8"	4'-11"	5'-3"	5'-11"	7'-11"
	1'-9 1/8"	2'-3 1/8"	2'-9 1/8"	2'-11 1/8"	3'-3 1/8"	4'-3 1/8"	5'-0"	5'-4"	6'-0"	8'-0"
	1-6	2-0	2-6	2-8	3-0	4-0	5-0	5-4	6-0	8-0
1'-0"										
1'-2"										
1'-6"										
2-0"										
2-4"										

French Sliding Doors – Arch Transom, Elliptical & Circle Head Units

Arch Transom Widths

		1'-8 1/8"	2'-2 1/8"	2'-8 1/8"	2'-10 1/8"	3'-2 1/8"	4'-2 1/8"
		1'-9 1/8"	2'-3 1/8"	2'-9 1/8"	2'-11 1/8"	3'-3 1/8"	4'-3 1/8"
		1-6	2-0	2-6	2-8	3-0	4-0
Heights	Unit Dimension						
	Rough Opening						
	Call Size						
	0-6	MRAFSDR1606AHTN 0'-10 3/4" 0'-11 1/4"	MRAFSDR2006AHTN 0'-11 3/4" 1'-0 1/4"	MRAFSDR2606AHTN 1'-0 3/4" 1'-1 1/4"	MRAFSDR2806AHTN 1'-1 1/16" 1'-1 9/16"	MRAFSDR3006AHTN 1'-1 3/4" 1'-2 1/4"	MRAFSDR4006AHTN 1'-3 3/4" 1'-4 1/4"
	0-10	MRAFSDR1610AHTN 1'-2 3/4" 1'-3 1/4"	MRAFSDR2010AHTN 1'-3 3/4" 1'-4 1/4"	MRAFSDR2610AHTN 1'-4 3/4" 1'-5 1/4"	MRAFSDR2810AHTN 1'-5 1/16" 1'-5 9/16"	MRAFSDR3010AHTN 1'-5 3/4" 1'-6 1/4"	MRAFSDR4010AHTN 1'-5 3/4" 1'-6 1/4"
	1-0	MRAFSDR1610AHTN 1'-4 3/4" 1'-5 1/4"	MRAFSDR2010AHTN 1'-5 3/4" 1'-6 1/4"	MRAFSDR2610AHTN 1'-6 3/4" 1'-7 1/4"	MRAFSDR2810AHTN 1'-6 3/4" 1'-9 9/16"	MRAFSDR3010AHTN 1'-7 3/4" 1'-8 1/4"	MRAFSDR4010AHTN 1'-7 3/4" 1'-8 1/4"
1-2	MRAFSDR1612AHTN 1'-6 3/4" 1'-7 1/4"	MRAFSDR2012AHTN 1'-7 3/4" 1'-8 1/4"	MRAFSDR2612AHTN 1'-8 3/4" 1'-9 1/4"	MRAFSDR2812AHTN 1'-11 1/16" 1'-11 9/16"	MRAFSDR3012AHTN 1'-9 3/4" 1'-10 1/4"	MRAFSDR4012AHTN 1'-9 3/4" 1'-10 1/4"	
1-6	MRAFSDR1616AHTN 1'-10 3/4" 1'-11 1/4"	MRAFSDR2016AHTN 1'-11 3/4" 2'-0 1/4"	MRAFSDR2616AHTN 2'-0 3/4" 2'-1 1/4"	MRAFSDR2816AHTN 2'-1 1/16" 2'-1 9/16"	MRAFSDR3016AHTN 2'-1 3/4" 2'-2 1/4"	MRAFSDR4016AHTN 2'-3 3/4" 2'-4 1/4"	
2-0	MRAFSDR1620AHTN 2'-4 3/4" 2'-5 1/4"	MRAFSDR2020AHTN 2'-5 3/4" 2'-6 1/4"	MRAFSDR2620AHTN 2'-6 3/4" 2'-7 1/4"	MRAFSDR2820AHTN 2'-7 1/16" 2'-7 9/16"	MRAFSDR3020AHTN 2'-7 3/4" 2'-8 1/4"	MRAFSDR4020AHTN 2'-9 3/4" 2'-10 1/4"	

Unit height is listed first under individual windows
Rough Opening height dimension is listed second under individual windows

Circle Head Widths

		3'-2 1/8"	4'-2 3/8"
		3'-3 1/8"	4'-3 3/8"
		3-0	4-0
Heights	Unit Dimension		
	Rough Opening		
Call Size			
	MRAFSDR30CH 1'-7 1/16" 1'-7 9/16"	MRAFSDR40CH 2'-1 1/16" 2'-1 9/16"	

Elliptical Widths

		3'-2 1/8"	4'-2 3/8"
		3'-3 1/8"	4'-3 3/8"
		3-0	4-0
Heights	Unit Dimension		
	Rough Opening		
Call Size			
	MRAFSDR30EL 0'-9 9/16" 0'-10 1/16"	MRAFSDR40EL 1'-0 9/16" 1'-1 1/16"	

French Sliding Doors – 2-Panel Operating & Transom Units

		Widths			
		4'-11"	5'-3"	5'-11"	7'-11"
		5'-0"	5'-4"	6'-0"	8'-0"
		5-0	5-4	6-0	8-0
Heights	6'-7 1/2"				
	6'-11 1/2"				
	7'-1 1/2"				
	8'-3 1/2"				
	Unit Dimension	6'-8"	6'-10"	7'-2"	8'-0"
	Rough Opening	6-8	6-10	7-2	8-0
	Call Size	6-8	6-10	7-2	8-0

		Transom Widths				
		4'-11"	5'-3"	5'-11"	7'-11"	
		5'-0"	5'-4"	6'-0"	8'-0"	
		5-0	5-4	6-0	8-0	
Heights	1'-1 3/8"					
	1'-3 3/8"					
	1'-7 3/8"					
	2'-1 3/8"					
	2'-5 3/8"					
		Unit Dimension	1-0	1-2	1-6	2-0
		Rough Opening	1-0	1-2	1-6	2-0
		Call Size	1-0	1-2	1-6	2-0
			MRAFSDR5010TN	MRAFSDR5410TN	MRAFSDR6010TN	MRAFSDR8010TN
			MRAFSDR5012TN	MRAFSDR5412TN	MRAFSDR6012TN	MRAFSDR8012TN
			MRAFSDR5016TN	MRAFSDR5416TN	MRAFSDR6016TN	MRAFSDR8016TN
			MRAFSDR5020TN	MRAFSDR5420TN	MRAFSDR6020TN	MRAFSDR8020TN
		MRAFSDR5024TN	MRAFSDR5424TN	MRAFSDR6024TN	MRAFSDR8024TN	

Arch Transom Widths

		4'-11"	5'-3"	5'-11"	7'-11"
Unit Dimension		5'-0"	5'-4"	6'-0"	8'-0"
Rough Opening		5-0	5-4	6-0	8-0
Call Size					
Heights	0-6	MRAFSDR506AHTN 1'-5 3/16" 1'-5 11/16"	MRAFSDR546AHTN 1'-5 7/8" 1'-6 3/8"	MRAFSDR606AHTN 1'-7 3/16" 1'-7 11/16"	MRAFSDR806AHTN 1'-11 3/16" 1'-11 11/16"
	0-10	MRAFSDR5010AHTN 1'-9 3/16" 1'-9 11/16"	MRAFSDR5410AHTN 1'-9 7/8" 1'-10 3/8"	MRAFSDR6010AHTN 1'-11 3/16" 1'-11 11/16"	MRAFSDR8010AHTN 2'-3 3/16" 2'-3 11/16"
	1-0	MRAFSDR5010AHTN 1'-11 3/16" 1'-11 11/16"	MRAFSDR5410AHTN 1'-11 7/8" 2'-0 3/8"	MRAFSDR6010AHTN 2'-1 3/16" 2'-1 11/16"	MRAFSDR8010AHTN 2'-5 3/16" 2'-5 11/16"
	1-2	MRAFSDR5012AHTN 2'-1 3/16" 2'-1 11/16"	MRAFSDR5412AHTN 2'-1 7/8" 2'-2 3/8"	MRAFSDR6012AHTN 2'-3 3/16" 2'-3 11/16"	MRAFSDR8012AHTN 2'-7 3/16" 2'-7 11/16"
	1-6	MRAFSDR5016AHTN 2'-5 3/16" 2'-5 11/16"	MRAFSDR5416AHTN 2'-5 7/8" 2'-6 3/8"	MRAFSDR6016AHTN 2'-7 3/16" 2'-7 11/16"	MRAFSDR8016AHTN 2'-11 3/16" 2'-11 11/16"
	2-0	MRAFSDR5020AHTN 2'-11 3/16" 2'-11 11/16"	MRAFSDR5420AHTN 2'-11 7/8" 3'-0 3/8"	MRAFSDR6020AHTN 3'-1 3/16" 3'-1 11/16"	MRAFSDR8020AHTN 3'-5 3/16" 3'-5 11/16"

Unit height is listed first under individual windows
Rough Opening height dimension is listed second under individual windows

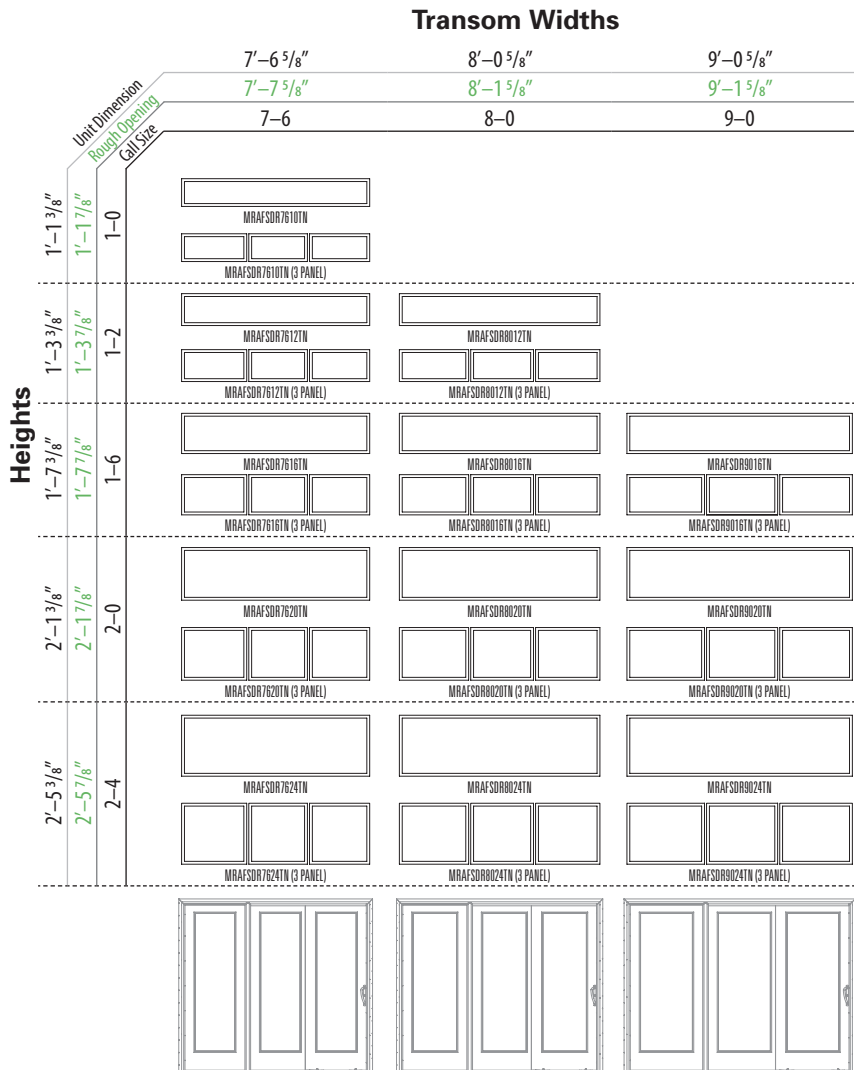
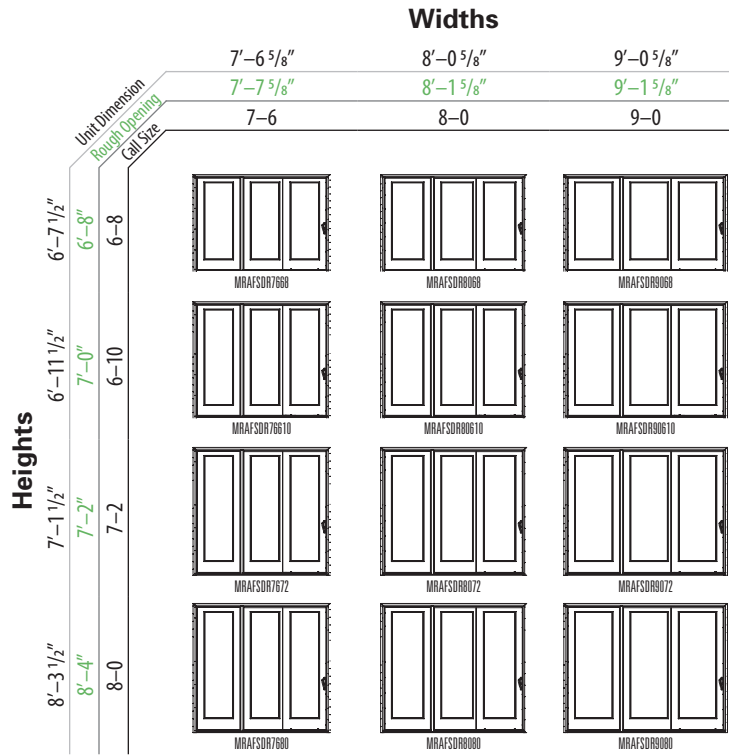
Circle Head Widths

		4'-11"	5'-3"	5'-1"
Unit Dimension		5'-0"	5'-4"	6'-0"
Rough Opening		5-0	5-4	6-0
Call Size				
Heights		MRAFSDR40CH 2'-5 1/2" 2'-6"	MRAFSDR43CH 2'-7 1/2" 2'-8"	MRAFSDR60CH 2'-11 1/2" 3'-0"
















Elliptical Widths

		4'-11"	5'-3"	5'-11"	7'-11"
Unit Dimension		5'-0"	5'-4"	6'-0"	8'-0"
Rough Opening		5-0	5-4	6-0	8-0
Call Size					
Heights		MRAFSDR50EEL 1'-2 3/4" 1'-3 1/4"	MRAFSDR54EEL 1'-3 3/4" 1'-4 1/4"	MRAFSDR60EEL 1'-5 3/4" 1'-6 1/4"	MRAFSDR80EEL 1'-5 3/4" 1'-6 1/4"


French Sliding Doors – 3-Panel Operating & Transom Units



Arch Transom Widths

		7'-6 5/8"	8'-0 5/8"	9'-0 5/8"
		7'-7 5/8"	8'-1 5/8"	9'-1 5/8"
		7-6	8-0	9-0
Heights	Unit Dimension			
	Rough Opening			
	Call Size			
	0-6	 <p>MRAFSOR7606AH 1'-10 1/2" 1'-11"</p>	 <p>MRAFSOR8006AH 1'-11 1/2" 2'-0"</p>	 <p>MRAFSOR9006AH 2'-1 1/2" 2'-2"</p>
	0-10	 <p>MRAFSOR7610AH 2'-2 1/2" 2'-3"</p>	 <p>MRAFSOR8010AH 1'-3 1/2" 2'-4"</p>	 <p>MRAFSOR9010AH 2'-5 1/2" 2'-6"</p>
1-0	 <p>MRAFSOR7610AH 2'-4 1/2" 2'-5"</p>	 <p>MRAFSOR8010AH 2'-5 1/2" 2'-6"</p>	 <p>MRAFSOR9010AH 2'-7 1/2" 2'-8"</p>	
1-2	 <p>MRAFSOR7612AH 2'-6 1/2" 2'-7"</p>	 <p>MRAFSOR8012AH 2'-7 1/2" 2'-8"</p>	 <p>MRAFSOR9012AH 2'-9 1/2" 2'-10"</p>	
2-0	 <p>MRAFSOR7620AH 3'-4 1/2" 3'-5"</p>	 <p>MRAFSOR8020AH 3'-5 1/2" 3'-6"</p>	 <p>MRAFSOR9020AH 3'-7 1/2" 3'-8"</p>	

Elliptical Widths















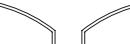





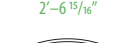




		7'-6 5/8"
		7'-7 5/8"
		7-6
Heights	Unit Dimension	
	Rough Opening	
	Call Size	
	 <p>MRAFSOR7REL 1'-10 11/16" 1'-11 3/16"</p>	

French Sliding Doors – 4-Panel Operating & Transom Units







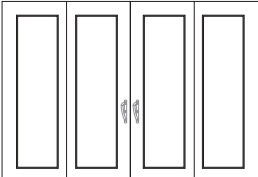




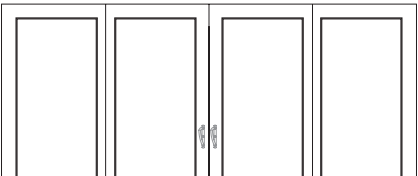
		Widths						
		7'-6 1/4"	8'-2 1/4"	8'-6 1/4"	9'-2 1/4"	9'-6 1/4"	10'-2 1/4"	10'-2 1/4"
		7'-7 1/4"	8'-3 1/4"	8'-7 1/4"	9'-3 1/4"	9'-7 1/4"	10'-3 1/4"	10'-3 1/4"
		7-4	8-0	8-4	9-0	9-4	10-0/20	10-0
Heights	Unit Dimension Rough Opening Call Size							
	6'-7 1/2"							
	6'-11 1/2"							
	7'-1 1/2"							
8'-3 1/2"								

		Transom Widths				
		7'-6 1/4"	8'-2 1/4"	8'-6 1/4"	9'-2 1/4"	9'-6 1/4"
		7'-7 1/4"	8'-3 1/4"	8'-7 1/4"	9'-3 1/4"	9'-7 1/4"
		7-4	8-0	8-4	9-0	9-4
Heights	Unit Dimension Rough Opening Call Size					
	1'-1 3/8"					
	1'-3 3/8"					
	1'-7 3/8"					
	2'-1 3/8"					
2'-5 3/8"						

French Sliding Doors – 4-Panel Arch Transom Units

		Arch Transom Widths				
		7'-6 1/4"	8'-2 1/4"	8'-6 1/4"	9'-2 1/4"	9'-6 1/4"
		7'-7 1/4"	8'-3 1/4"	8'-7 1/4"	9'-3 1/4"	9'-7 1/4"
		7-4	8-0	8-4	9-0	9-4
Heights Unit height is listed first under individual windows Rough Opening height dimension is listed second under individual windows	0-6	 MRAFSDR7406AH 1'-10 7/16" 1'-10 15/16"	 MRAFSDR8006AH 1'-11 3/4" 2'-0 1/4"	 MRAFSDR8406AH 2'-0 7/16" 2'-0 15/16"	 MRAFSDR9006AH 2'-1 3/4" 2'-2 1/4"	 MRAFSDR9406AH 2'-2 7/16" 2'-2 15/16"
	0-10	 MRAFSDR7410AH 2'-2 7/16" 2'-2 15/16"	 MRAFSDR8010AH 2'-3 3/4" 2'-4 1/4"	 MRAFSDR8410AH 2'-4 7/16" 2'-4 15/16"	 MRAFSDR9010AH 2'-5 3/4" 2'-6 1/4"	 MRAFSDR9410AH 2'-6 7/16" 2'-6 15/16"
	1-0	 MRAFSDR7410AH 2'-4 7/16" 2'-4 15/16"	 MRAFSDR8010AH 2'-5 3/4" 2'-6 1/4"	 MRAFSDR8410AH 2'-6 7/16" 2'-6 15/16"	 MRAFSDR9010AH 2'-7 3/4" 2'-8 1/4"	 MRAFSDR9410AH 2'-8 7/16" 2'-8 15/16"
	1-2	 MRAFSDR7412AH 2'-6 7/16" 2'-6 15/16"	 MRAFSDR8012AH 2'-7 3/4" 2'-8 1/4"	 MRAFSDR8412AH 2'-8 7/16" 2'-8 15/16"	 MRAFSDR9012AH 2'-9 3/4" 2'-10 1/4"	 MRAFSDR9412AH 2'-10 7/16" 2'-10 15/16"
	2-0	 MRAFSDR7420AH 3'-4 7/16" 3'-4 15/16"	 MRAFSDR8020AH 3'-5 3/4" 3'-6 1/4"	 MRAFSDR8420AH 3'-6 7/16" 3'-6 15/16"	 MRAFSDR9020AH 3'-7 3/4" 3'-8 1/4"	 MRAFSDR9420AH 3'-8 7/16" 3'-8 15/16"

Bi-Parting Sliding Patio Door

		Widths		
		9'-8 5/8"	11'-8 5/8"	15'-8 5/8"
		9'-9 5/8"	11'-9 5/8"	15'-9 5/8"
		10-0	12-0	16-0
Heights	Unit Dimension Rough Opening Cul Size			
	6'-7 1/2"			
	6'-8"			
	6-8			
6'-9 1/2"				
6'-10"				
6-10				
7'-1 1/2"				
7'-2"				
7-2				
7'-11 1/2"				
8'-0"				
8-0				

Hinged Inswing Doors – Single Panel Operating & Fixed Units

Operating Unit Widths

2'-7 11/16"	2'-9 11/16"	3'-1 11/16"
2'-8 11/16"	2'-10 11/16"	3'-2 11/16"
2-6	2-8	3-0

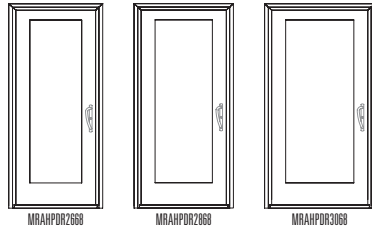
Fixed Unit Widths

1'-1 11/16"	1'-7 11/16"	2'-1 11/16"	2'-7 11/16"	2'-9 11/16"	3'-1 11/16"
1'-2 11/16"	1'-8 11/16"	2'-2 11/16"	2'-8 11/16"	2'-10 11/16"	3'-2 11/16"
1-0	1-6	2-0	2-6	2-8	3-0

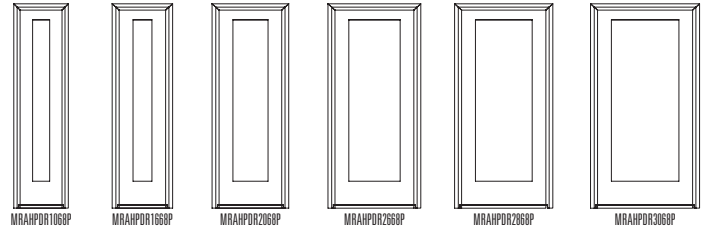
Heights

6'-7 1/2"	6'-8"	6-8
6'-9 1/2"	6'-10"	6-10
7'-1 1/2"	7'-2"	7-2
7'-11 1/2"	8'-0"	8-0


Unit Dimension
Rough Opening
Call Size




MRAHPDR2660 MRAHPDR2668 MRAHPDR3068




MRAHPDR1060P MRAHPDR1660P MRAHPDR2060P MRAHPDR2660P MRAHPDR2860P MRAHPDR3060P




MRAHPDR2610 MRAHPDR2618 MRAHPDR3010




MRAHPDR1010P MRAHPDR1610P MRAHPDR2010P MRAHPDR2610P MRAHPDR2810P MRAHPDR3010P




MRAHPDR2672 MRAHPDR2678 MRAHPDR3072



MRAHPDR1072P MRAHPDR1672P MRAHPDR2072P MRAHPDR2672P MRAHPDR2872P MRAHPDR3072P



MRAHPDR2800 MRAHPDR2808 MRAHPDR3080



MRAHPDR1080P MRAHPDR1680P MRAHPDR2080P MRAHPDR2800P MRAHPDR2808P MRAHPDR3080P

Hinged Inswing Doors – Single Panel Transom, Circle Head & Elliptical Units

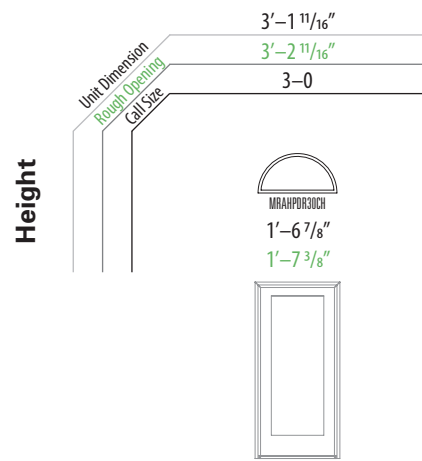
Transom Widths

Unit Dimension	1-6	2-0	2-6	2-8	3-0
1'-7 11/16"	1'-8 11/16"	2'-1 11/16"	2'-7 11/16"	2'-9 11/16"	3'-1 11/16"
Rough Opening	1'-8 11/16"	2'-2 11/16"	2'-8 11/16"	2'-10 11/16"	3'-2 11/16"
Call Size	1-6	2-0	2-6	2-8	3-0

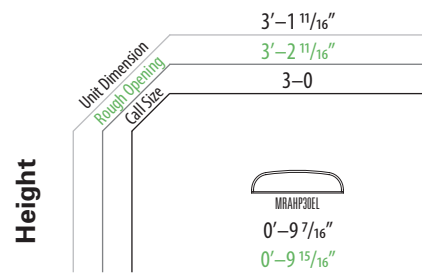
Heights

Unit Dimension	1-0	1-2	1-6	2-0	2-4
1'-1 3/8"	1'-3 3/8"	1'-7 3/8"	2'-1 3/8"	2'-5 3/8"	2'-9 3/8"
Rough Opening	1'-1 7/8"	1'-3 7/8"	1'-7 7/8"	2'-1 7/8"	2'-5 7/8"
Call Size	1-0	1-2	1-6	2-0	2-4

Circle Head Width



Elliptical Width



Arch Transom Widths




































Heights

Unit height is listed first under individual windows

Rough Opening height dimension is listed second under individual windows

Unit Dimension	1-6	2-0	2-6	2-8	3-0
0'-6	0'-10 11/16"	0'-11 3/16"	1'-0 11/16"	1'-1"	1'-1 11/16"
0'-10	1'-2 11/16"	1'-3 11/16"	1'-4 11/16"	1'-5"	1'-5 11/16"
1-0	1'-4 11/16"	1'-5 3/16"	1'-6 11/16"	1'-7"	1'-7 11/16"
1-2	1'-6 11/16"	1'-7 3/16"	1'-8 11/16"	1'-9"	1'-9 11/16"
1-6	1'-10 11/16"	1'-11 3/16"	2'-0 11/16"	2'-1"	2'-1 11/16"
2-0	2'-4 11/16"	2'-5 3/16"	2'-6 11/16"	2'-7"	2'-7 11/16"

Arch Transom Widths

		1'-7 11/16"	2'-1 11/16"	2'-7 5/8"	2'-9 5/8"	3'-1 5/8"	
		1'-8 11/16"	2'-2 11/16"	2'-8 5/8"	2'-10 5/8"	3'-2 5/8"	
		1-6	2-0	2-6	2-8	3-0	
Heights Unit height is listed first under individual windows Rough Opening height dimension is listed second under individual windows	Unit Dimension Rough Opening Call Size						
	0-6	 MRAFHDR1606AHTN 0'-10 5/8" 0'-11 1/8"	 MRAFHDR2006AHTN 0'-11 5/8" 1'-0 1/8"	 MRAFHDR2606AHTN 1'-0 5/8" 1'-1 1/8"	 MRAFHDR2806AHTN 1'-1" 1'-1 1/2"	 MRAFHDR3006AHTN 1'-1 5/8" 1'-2 1/8"	
	0-10	 MRAFHDR1610AHTN 1'-2 5/8" 1'-3 1/8"	 MRAFHDR2010AHTN 1'-3 5/8" 1'-4 1/8"	 MRAFHDR2610AHTN 1'-4 5/8" 1'-5 1/8"	 MRAFHDR2810AHTN 1'-5" 1'-5 1/2"	 MRAFHDR3010AHTN 1'-5 5/8" 1'-6 1/8"	
	1-0	 MRAFHDR1610AHTN 1'-4 5/8" 1'-5 1/8"	 MRAFHDR2010AHTN 1'-5 5/8" 1'-6 1/8"	 MRAFHDR2610AHTN 1'-6 5/8" 1'-7 1/8"	 MRAFHDR2810AHTN 1'-7" 1'-7 1/2"	 MRAFHDR3010AHTN 1'-7 5/8" 1'-8 1/8"	
	1-2	 MRAFHDR1612AHTN 1'-6 5/8" 1'-7 1/8"	 MRAFHDR2012AHTN 1'-7 5/8" 1'-8 1/8"	 MRAFHDR2612AHTN 1'-8 5/8" 1'-9 1/8"	 MRAFHDR2812AHTN 1'-9" 1'-9 1/2"	 MRAFHDR3012AHTN 1'-9 5/8" 1'-10 1/8"	
	1-6	 MRAFHDR1616AHTN 1'-10 5/8" 1'-11 1/8"	 MRAFHDR2016AHTN 1'-11 5/8" 2'-0 1/8"	 MRAFHDR2616AHTN 2'-0 5/8" 2'-1 1/8"	 MRAFHDR2816AHTN 2'-1" 2'-1 1/2"	 MRAFHDR3016AHTN 2'-1 5/8" 2'-2 1/8"	
	2-0	 MRAFHDR1620AHTN 2'-4 5/8" 2'-5 1/8"	 MRAFHDR2020AHTN 2'-5 5/8" 2'-6 1/8"	 MRAFHDR2620AHTN 2'-6 5/8" 2'-7 1/8"	 MRAFHDR2820AHTN 2'-7" 2'-7 1/2"	 MRAFHDR3020AHTN 2'-7 5/8" 2'-8 1/8"	
							

Hinged Outswing Doors – Single Panel Operating, Fixed & Transom Units

Unit Dimension Rough Opening Call Size	2'-7 5/8"	2'-9 5/8"	3'-1 5/8"
	2'-8 5/8"	2'-10 5/8"	3'-2 5/8"
	2-6	2-8	3-0
6'-7 1/2"			
6'-8"			
6'-9 1/2"			
6'-10"			
7'-1 1/2"			
7'-2"			
7'-11 1/2"			
8'-0"			

Widths

1'-1 5/8"	1'-7 5/8"	2'-1 5/8"	2'-7 5/8"	2'-9 5/8"	3'-1 5/8"
1'-2 5/8"	1'-8 5/8"	2'-2 5/8"	2'-8 5/8"	2'-10 5/8"	3'-2 5/8"
1-0	1-6	2-0	2-6	2-8	3-0

Unit Dimension Rough Opening Call Size	2'-7 5/8"	2'-9 5/8"	3'-1 5/8"
	2'-8 5/8"	2'-10 5/8"	3'-2 5/8"
	2-6	2-8	3-0
1'-0"			
1'-2"			
1'-6"			
2'-0"			
2'-4"			
2'-5 3/8"			
2'-7 3/8"			
1'-3 3/8"			
1'-7 3/8"			
1'-13 3/8"			

Widths

1'-7 5/8"	2'-1 5/8"	2'-7 5/8"	2'-9 5/8"	3'-1 5/8"
1'-8 5/8"	2'-2 5/8"	2'-8 5/8"	2'-10 5/8"	3'-2 5/8"
1-6	2-0	2-6	2-8	3-0

Hinged Doors – 2-Panel Operating & Circle Head Units

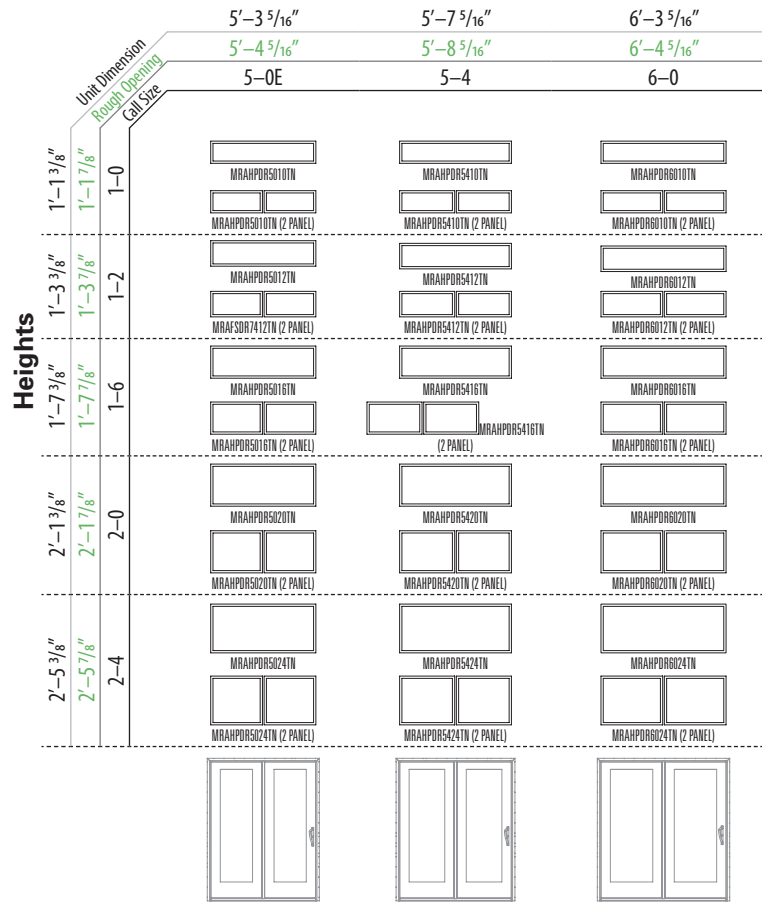
		Widths										
		3'-11 5/16"	4'-3 5/16"	4'-3 5/16"	4'-5 5/16"	4'-9 5/16"	4'-11 5/16"	5'-3 5/16"	5'-3 5/16"	5'-7 5/16"	6'-3 5/16"	
		4'-0 5/16"	4'-4 5/16"	4'-4 5/16"	4'-6 5/16"	4'-10 5/16"	5'-0 5/16"	5'-4 5/16"	5'-4 5/16"	5'-8 5/16"	6'-4 5/16"	
		3-8	4-0	4-0E	4-2	4-6	4-8	5-0	5-0E	5-4	6-0	
Heights	6'-7 1/2"	Unit Dimension										
		Rough Opening										
		Call Size										
		6'-8"										
		6-8										
	6'-9 1/2"	Unit Dimension										
		Rough Opening										
		Call Size										
		6'-10"										
		6-10										
	7'-1 1/2"	Unit Dimension										
		Rough Opening										
	Call Size											
	7'-2"											
	7-2											
7'-11 1/2"	Unit Dimension											
	Rough Opening											
	Call Size											
	8'-0"											
	8-0											

Circle Head Widths

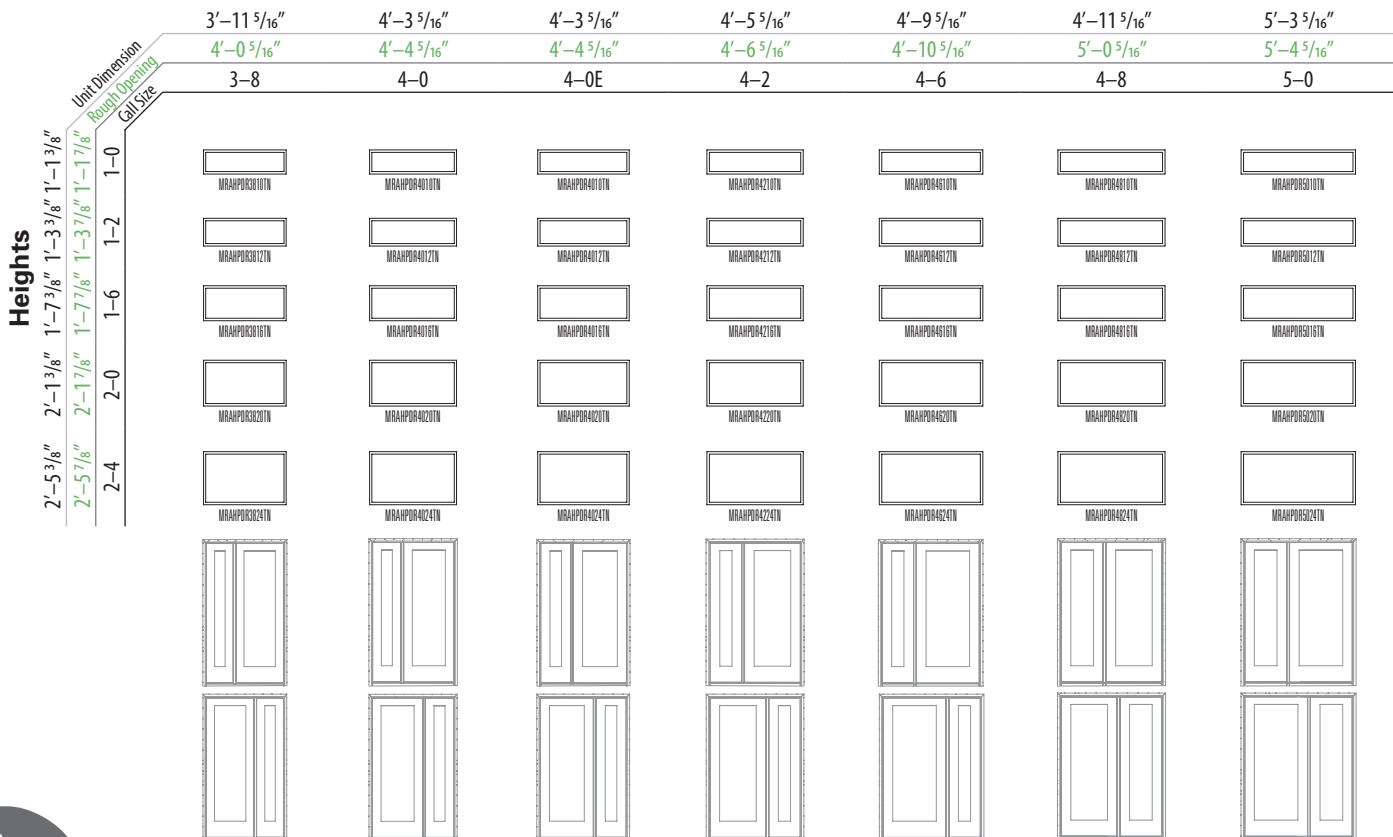
		5'-3 5/16"	5'-7 5/16"	6'-3 5/16"
		5'-4 5/16"	5'-8 5/16"	6'-4 5/16"
		5-0E	5-4	6-0
Heights	Unit Dimension			
	Rough Opening			
	Call Size			
	2'-7 11/16"	2'-9 11/16"	3'-1 11/16"	
	2'-8 3/16"	2'-10 3/16"	3'-2 3/16"	

Hinged Doors – 2-Panel Transom Units
















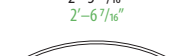
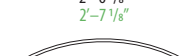
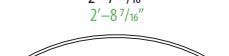



Transom Widths



Transom Widths





































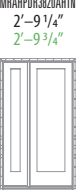


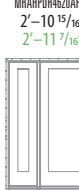










Arch Transom Widths

		5'-3 5/16"	5'-7 5/16"	6'-3 5/16"
		5'-4 5/16"	5'-8 5/16"	6'-4 5/16"
		5-0E	5-4	6-0
Heights Unit height is listed first under individual windows Rough Opening height dimension is listed second under individual windows	Unit Dimension			
	Rough Opening			
	Call Size			
	0-6	 MRAHPDR000AHTN 1'-5 15/16" 1'-6 7/16"	 MRAHPDR000AHTN 1'-6 5/8" 1'-7 1/8"	 MRAHPDR000AHTN 1'-7 15/16" 1'-8 7/16"
	0-10	 MRAHPDR001AHTN 1'-9 15/16" 1'-10 7/16"	 MRAHPDR001AHTN 1'-10 5/8" 1'-11 1/8"	 MRAHPDR001AHTN 1'-11 15/16" 2'-0 7/16"
	1-0	 MRAHPDR001AHTN 1'-11 15/16" 2'-0 7/16"	 MRAHPDR010AHTN 2'-0 3/8" 2'-1 1/8"	 MRAHPDR010AHTN 2'-1 15/16" 2'-2 7/16"
	1-2	 MRAHPDR0012AHTN 2'-1 15/16" 2'-2 7/16"	 MRAHPDR012AHTN 2'-2 5/8" 2'-3 1/8"	 MRAHPDR012AHTN 2'-3 15/16" 2'-4 7/16"
1-6	 MRAHPDR016AHTN 2'-5 15/16" 2'-6 7/16"	 MRAHPDR016AHTN 2'-6 3/8" 2'-7 1/8"	 MRAHPDR016AHTN 2'-7 15/16" 2'-8 7/16"	
2-0	 MRAHPDR020AHTN 2'-11 15/16" 3'-0 7/16"	 MRAHPDR020AHTN 3'-0 5/8" 3'-1 1/8"	 MRAHPDR020AHTN 3'-1 15/16" 3'-2 7/16"	
				

Hinged Doors – 2-Panel Arch Transom Units

Arch Transom Widths

		3'-11 5/16"	4'-3 5/16"	4'-5 5/16"	4'-9 5/16"	4'-11 5/16"	5'-3 5/16"
		4'-0 5/16"	4'-4 5/16"	4'-6 5/16"	4'-10 5/16"	5'-0 5/16"	5'-4 5/16"
		3-8	4-0	4-2	4-6	4-8	5-0
		Unit Dimension	Unit Dimension	Unit Dimension	Unit Dimension	Unit Dimension	Unit Dimension
		Rough Opening	Rough Opening	Rough Opening	Rough Opening	Rough Opening	Rough Opening
		Call Size	Call Size	Call Size	Call Size	Call Size	Call Size
Heights Unit height is listed first under individual windows Rough Opening height dimension is listed under individual windows	0-6	 MRAHPDR306AHTN 1'-3 1/4" 1'-3 3/4"	 MRAHPDR406AHTN 1'-3 15/16" 1'-4 7/16"	 MRAHPDR420AHTN 1'-4 1/4" 1'-4 3/4"	 MRAHPDR406AHTN 1'-4 15/16" 1'-5 7/16"	 MRAHPDR406AHTN 1'-5 1/4" 1'-5 3/4"	 MRAHPDR506AHTN 1'-5 15/16" 1'-6 7/16"
	0-10	 MRAHPDR3010AHTN 1'-7 1/4" 1'-7 3/4"	 MRAHPDR4010AHTN 1'-7 15/16" 1'-8 7/16"	 MRAHPDR4210AHTN 1'-8 1/4" 1'-8 3/4"	 MRAHPDR4010AHTN 1'-8 15/16" 1'-9 7/16"	 MRAHPDR4010AHTN 1'-9 1/4" 1'-9 3/4"	 MRAHPDR5010AHTN 1'-9 15/16" 1'-10 7/16"
	1-0	 MRAHPDR3010AHTN 1'-9 1/4" 1'-9 3/4"	 MRAHPDR4010AHTN 1'-9 15/16" 1'-10 7/16"	 MRAHPDR4210AHTN 1'-10 1/4" 1'-10 3/4"	 MRAHPDR4010AHTN 1'-10 15/16" 1'-11 7/16"	 MRAHPDR4010AHTN 1'-11 1/4" 1'-11 3/4"	 MRAHPDR5010AHTN 1'-11 15/16" 2'-0 7/16"
	1-2	 MRAHPDR3012AHTN 1'-11 1/4" 1'-11 3/4"	 MRAHPDR4012AHTN 1'-11 15/16" 2'-0 7/16"	 MRAHPDR4212AHTN 1'-0 1/4" 1'-0 3/4"	 MRAHPDR4012AHTN 2'-0 15/16" 2'-1 7/16"	 MRAHPDR4012AHTN 2'-1 1/4" 2'-1 3/4"	 MRAHPDR5012AHTN 2'-1 15/16" 2'-2 7/16"
	1-6	 MRAHPDR3016AHTN 2'-3 1/4" 2'-3 3/4"	 MRAHPDR4016AHTN 2'-3 15/16" 2'-4 7/16"	 MRAHPDR4216AHTN 1'-4 1/4" 1'-4 3/4"	 MRAHPDR4016AHTN 2'-4 15/16" 2'-5 7/16"	 MRAHPDR4016AHTN 2'-5 1/4" 2'-5 3/4"	 MRAHPDR5016AHTN 2'-5 15/16" 2'-6 7/16"
	2-0	 MRAHPDR3020AHTN 2'-9 1/4" 2'-9 3/4"	 MRAHPDR4020AHTN 2'-9 15/16" 2'-10 7/16"	 MRAHPDR4220AHTN 1'-11 1/4" 1'-11 3/4"	 MRAHPDR4020AHTN 2'-10 15/16" 2'-11 7/16"	 MRAHPDR4020AHTN 2'-11 1/4" 2'-11 3/4"	 MRAHPDR5020AHTN 2'-11 15/16" 3'-0 7/16"
							
							

Hinged Doors – 3-Panel Operating & Matching Fixed Units

		Widths								
		4'-10 15/16"	5'-0 15/16"	5'-4 15/16"	5'-10 15/16"	6'-0 15/16"	6'-4 15/16"	6'-10 15/16"	7'-0 15/16"	
		4'-11 15/16"	5'-1 15/16"	5'-5 15/16"	5'-11 15/16"	6'-1 15/16"	6'-5 15/16"	6'-11 15/16"	7'-1 15/16"	
		4-6	4-8	5-0	5-6	5-8	6-0	6-6	6-8	
Heights	Unit Dimension									
	Rough Opening									
	Call Size									
	6'-7 1/2"									
		MRAHPD4668	MRAHPD4669	MRAHPD5068	MRAHPD5668	MRAHPD6068	MRAHPD6668	MRAHPD6669	MRAHPD6669	MRAHPD6669
6'-9 1/2"										
	MRAHPD4610	MRAHPD4610	MRAHPD5010	MRAHPD5610	MRAHPD6010	MRAHPD6610	MRAHPD6610	MRAHPD6610	MRAHPD6610	
7'-1 1/2"										
	MRAHPD4672	MRAHPD4672	MRAHPD5072	MRAHPD5672	MRAHPD6072	MRAHPD6672	MRAHPD6672	MRAHPD6672	MRAHPD6672	
7'-11 1/2"										
	MRAHPD4680	MRAHPD4680	MRAHPD5080	MRAHPD5680	MRAHPD6080	MRAHPD6680	MRAHPD6680	MRAHPD6680	MRAHPD6680	

		Widths			
		7'-4 15/16"	7'-10 15/16"	8'-4 15/16"	9'-4 15/16"
		7'-5 15/16"	7'-11 15/16"	8'-5 15/16"	9'-5 15/16"
		7-0	7-6	8-0	9-0
Heights	Unit Dimension				
	Rough Opening				
	Call Size				
	6'-7 1/2"				
		MRAHPD7068	MRAHPD7668	MRAHPD8068	MRAHPD9068
6'-9 1/2"					
	MRAHPD7010	MRAHPD7610	MRAHPD8010	MRAHPD9010	
7'-1 1/2"					
	MRAHPD7072	MRAHPD7672	MRAHPD8072	MRAHPD9072	
7'-11 1/2"					
	MRAHPD7080	MRAHPD7680	MRAHPD8080	MRAHPD9080	

Hinged Doors – 3-Panel Transom Units




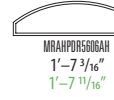

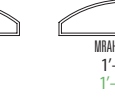
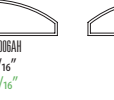







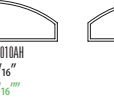
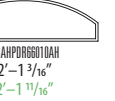





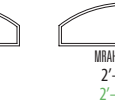
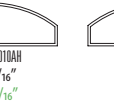

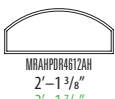





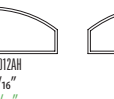
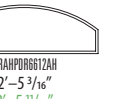






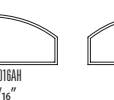






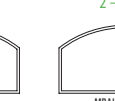
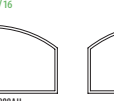
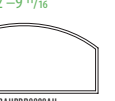
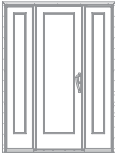


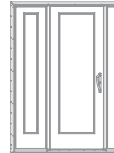
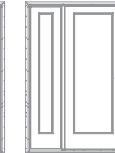


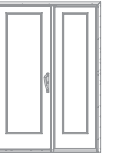
		Widths							
		4'-10 15/16"	5'-0 15/16"	5'-4 15/16"	5'-10 15/16"	6'-0 15/16"	6'-4 15/16"	6'-10 15/16"	7'-0 15/16"
		4'-11 15/16"	5'-1 15/16"	5'-5 15/16"	5'-11 15/16"	6'-1 15/16"	6'-5 15/16"	6'-11 15/16"	7'-1 15/16"
		4-6	4-8	5-0	5-6	5-8	6-0	6-6	6-8
Heights	Unit Dimension Rough Opening Call Size								
	1'-1 3/8"								
	1'-3 3/8"								
	1'-7 3/8"								
	2'-1 3/8"								
	2'-5 3/8"								
		MRAHPDR4610TN MRAHPDR4610TN (3 PANEL)	MRAHPDR4810TN MRAHPDR4810TN (3 PANEL)	MRAHPDR5010TN MRAHPDR5010TN (3 PANEL)	MRAHPDR5610TN MRAHPDR5610TN (3 PANEL)	MRAHPDR5810TN MRAHPDR5810TN (3 PANEL)	MRAHPDR6010TN MRAHPDR6010TN (3 PANEL)	MRAHPDR6610TN MRAHPDR6610TN (3 PANEL)	MRAHPDR6810TN MRAHPDR6810TN (3 PANEL)
		MRAHPDR4612TN MRAHPDR4612TN (3 PANEL)	MRAHPDR4812TN MRAHPDR4812TN (3 PANEL)	MRAHPDR5012TN MRAHPDR5012TN (3 PANEL)	MRAHPDR5612TN MRAHPDR5612TN (3 PANEL)	MRAHPDR5812TN MRAHPDR5812TN (3 PANEL)	MRAHPDR6012TN MRAHPDR6012TN (3 PANEL)	MRAHPDR6612TN MRAHPDR6612TN (3 PANEL)	MRAHPDR6812TN MRAHPDR6812TN (3 PANEL)
		MRAHPDR4616TN MRAHPDR4616TN (3 PANEL)	MRAHPDR4816TN MRAHPDR4816TN (3 PANEL)	MRAHPDR5016TN MRAHPDR5016TN (3 PANEL)	MRAHPDR5616TN MRAHPDR5616TN (3 PANEL)	MRAHPDR5816TN MRAHPDR5816TN (3 PANEL)	MRAHPDR6016TN MRAHPDR6016TN (3 PANEL)	MRAHPDR6616TN MRAHPDR6616TN (3 PANEL)	MRAHPDR6816TN MRAHPDR6816TN (3 PANEL)
		MRAHPDR4620TN MRAHPDR4620TN (3 PANEL)	MRAHPDR4820TN MRAHPDR4820TN (3 PANEL)	MRAHPDR5020TN MRAHPDR5020TN (3 PANEL)	MRAHPDR5620TN MRAHPDR5620TN (3 PANEL)	MRAHPDR5820TN MRAHPDR5820TN (3 PANEL)	MRAHPDR6020TN MRAHPDR6020TN (3 PANEL)	MRAHPDR6620TN MRAHPDR6620TN (3 PANEL)	MRAHPDR6820TN MRAHPDR6820TN (3 PANEL)
		MRAHPDR4624TN MRAHPDR4624TN (3 PANEL)	MRAHPDR4824TN MRAHPDR4824TN (3 PANEL)	MRAHPDR5024TN MRAHPDR5024TN (3 PANEL)	MRAHPDR5624TN MRAHPDR5624TN (3 PANEL)	MRAHPDR5824TN MRAHPDR5824TN (3 PANEL)	MRAHPDR6024TN MRAHPDR6024TN (3 PANEL)	MRAHPDR6624TN MRAHPDR6624TN (3 PANEL)	MRAHPDR6824TN MRAHPDR6824TN (3 PANEL)

Hinged Doors – 3-Panel Transom Units

























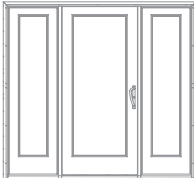



		Widths				
		7'-4 15/16"	7'-10 15/16"	8'-4 15/16"	9'-4 15/16"	
		7'-5 15/16"	7'-11 15/16"	8'-5 15/16"	9'-5 15/16"	
		7-0	7-6	8-0	9-0	
Heights	Unit Dimension Rough Opening Call Size	1'-1 3/8"	1'-1 3/8"	1'-1 3/8"	1'-1 3/8"	
		1'-0	1'-0	1'-0	1'-0	
	1'-3 3/8"	1'-3 3/8"	1'-3 3/8"	1'-3 3/8"	1'-3 3/8"	
	1'-2	1'-2	1'-2	1'-2		
	1'-7 3/8"	1'-7 3/8"	1'-7 3/8"	1'-7 3/8"	1'-7 3/8"	
	1'-6	1'-6	1'-6	1'-6		
	2'-1 3/8"	2'-1 3/8"	2'-1 3/8"	2'-1 3/8"	2'-1 3/8"	
	2'-0	2'-0	2'-0	2'-0		
	2'-5 3/8"	2'-5 3/8"	2'-5 3/8"	2'-5 3/8"	2'-5 3/8"	
	2'-4	2'-4	2'-4	2'-4		
			MRAHPDR7010TN	MRAHPDR7610TN	MRAHPDR8010TN	MRAHPDR9010TN
			MRAHPDR7010TN (3 PANEL)	MRAHPDR7610TN (3 PANEL)	MRAHPDR8010TN (3 PANEL)	MRAHPDR9010TN (3 PANEL)
			MRAHPDR7012TN	MRAHPDR7612TN	MRAHPDR8012TN	MRAHPDR9012TN
			MRAHPDR7012TN (3 PANEL)	MRAHPDR7612TN (3 PANEL)	MRAHPDR8012TN (3 PANEL)	MRAHPDR9012TN (3 PANEL)
			MRAHPDR7016TN	MRAHPDR7616TN	MRAHPDR8016TN	MRAHPDR9016TN
			MRAHPDR7016TN (3 PANEL)	MRAHPDR7616TN (3 PANEL)	MRAHPDR8016TN (3 PANEL)	MRAHPDR9016TN (3 PANEL)
			MRAHPDR7020TN	MRAHPDR7620TN	MRAHPDR8020TN	MRAHPDR9020TN
			MRAHPDR7020TN (3 PANEL)	MRAHPDR7620TN (3 PANEL)	MRAHPDR8020TN (3 PANEL)	MRAHPDR9020TN (3 PANEL)
			MRAHPDR7024TN	MRAHPDR7624TN	MRAHPDR8024TN	MRAHPDR9024TN
			MRAHPDR7024TN (3 PANEL)	MRAHPDR7624TN (3 PANEL)	MRAHPDR8024TN (3 PANEL)	MRAHPDR9024TN (3 PANEL)
		MRAHPDR4670TN (3 PANEL)	MRAHPDR7624TN (3 PANEL)	MRAHPDR8024TN (3 PANEL)	MRAHPDR9024TN (3 PANEL)	
		MRAHPDR4670TN (3 PANEL)	MRAHPDR7624TN (3 PANEL)	MRAHPDR8024TN (3 PANEL)	MRAHPDR9024TN (3 PANEL)	
		MRAHPDR4670TN (3 PANEL)	MRAHPDR7624TN (3 PANEL)	MRAHPDR8024TN (3 PANEL)	MRAHPDR9024TN (3 PANEL)	
		MRAHPDR4670TN (3 PANEL)	MRAHPDR7624TN (3 PANEL)	MRAHPDR8024TN (3 PANEL)	MRAHPDR9024TN (3 PANEL)	

Hinged Doors – 3-Panel Arch Transom Units

Arch Transom Widths

		4'-10 ¹⁵ / ₁₆ "	5'-0 ¹⁵ / ₁₆ "	5'-4 ¹⁵ / ₁₆ "	5'-10 ¹⁵ / ₁₆ "	6'-0 ¹⁵ / ₁₆ "	6'-4 ¹⁵ / ₁₆ "	6'-10 ¹⁵ / ₁₆ "	7'-0 ¹⁵ / ₁₆ "
		4'-11 ¹⁵ / ₁₆ "	5'-1 ¹⁵ / ₁₆ "	5'-5 ¹⁵ / ₁₆ "	5'-11 ¹⁵ / ₁₆ "	6'-1 ¹⁵ / ₁₆ "	6'-4 ¹⁵ / ₁₆ "	6'-11 ¹⁵ / ₁₆ "	7'-1 ¹⁵ / ₁₆ "
		4-6	4-8	5-0	5-6	5-8	6-0	6-6	6-8
Heights Unit height is listed first under individual windows Rough opening height dimension is listed second under individual windows	Unit Dimension								
	Rough Opening								
	Call Size								
	0-6	 MRAHPDR4806AH 1'-5 ³ / ₈ " 1'-5 ⁷ / ₈ "	 MRAHPDR4806AH 1'-5 ⁹ / ₁₆ " 1'-6 ¹ / ₁₆ "	 MRAHPDR5006AH 1'-6 ³ / ₁₆ " 1'-6 ¹¹ / ₁₆ "	 MRAHPDR5006AH 1'-7 ³ / ₁₆ " 1'-7 ¹¹ / ₁₆ "	 MRAHPDR5006AH 1'-7 ⁹ / ₁₆ " 1'-8 ¹ / ₁₆ "	 MRAHPDR5006AH 1'-8 ³ / ₁₆ " 1'-8 ¹¹ / ₁₆ "	 MRAHPDR6006AH 1'-9 ³ / ₁₆ " 1'-9 ¹¹ / ₁₆ "	 MRAHPDR6006AH 1'-9 ⁹ / ₁₆ " 1'-10 ¹ / ₁₆ "
	0-10	 MRAHPDR4810AH 1'-9 ³ / ₈ " 1'-9 ⁷ / ₈ "	 MRAHPDR4810AH 1'-9 ⁹ / ₁₆ " 1'-10 ¹ / ₁₆ "	 MRAHPDR5010AH 1'-10 ³ / ₁₆ " 1'-10 ¹¹ / ₁₆ "	 MRAHPDR5010AH 1'-11 ³ / ₁₆ " 1'-11 ¹¹ / ₁₆ "	 MRAHPDR5010AH 1'-11 ⁹ / ₁₆ " 2'-0 ¹ / ₁₆ "	 MRAHPDR6010AH 2'-0 ³ / ₁₆ " 2'-0 ¹¹ / ₁₆ "	 MRAHPDR6010AH 2'-1 ³ / ₁₆ " 2'-1 ¹¹ / ₁₆ "	 MRAHPDR6010AH 2'-1 ⁹ / ₁₆ " 2'-2 ¹ / ₁₆ "
	1-0	 MRAHPDR4810AH 1'-11 ³ / ₈ " 1'-11 ⁷ / ₈ "	 MRAHPDR4810AH 1'-11 ⁹ / ₁₆ " 2'-0 ¹ / ₁₆ "	 MRAHPDR5010AH 2'-0 ³ / ₁₆ " 2'-0 ¹¹ / ₁₆ "	 MRAHPDR5010AH 2'-1 ³ / ₁₆ " 2'-1 ¹¹ / ₁₆ "	 MRAHPDR5010AH 2'-1 ⁹ / ₁₆ " 2'-2 ¹ / ₁₆ "	 MRAHPDR6010AH 2'-2 ³ / ₁₆ " 2'-2 ¹¹ / ₁₆ "	 MRAHPDR6010AH 2'-3 ³ / ₁₆ " 2'-3 ¹¹ / ₁₆ "	 MRAHPDR6010AH 2'-3 ⁹ / ₁₆ " 2'-4 ¹ / ₁₆ "
1-2	 MRAHPDR4812AH 2'-1 ³ / ₈ " 2'-1 ⁷ / ₈ "	 MRAHPDR4812AH 2'-1 ⁹ / ₁₆ " 2'-2 ¹ / ₁₆ "	 MRAHPDR5012AH 2'-2 ³ / ₁₆ " 2'-2 ¹¹ / ₁₆ "	 MRAHPDR5012AH 2'-3 ³ / ₁₆ " 2'-3 ¹¹ / ₁₆ "	 MRAHPDR5012AH 2'-3 ⁹ / ₁₆ " 2'-4 ¹ / ₁₆ "	 MRAHPDR6012AH 2'-4 ³ / ₁₆ " 2'-4 ¹¹ / ₁₆ "	 MRAHPDR6012AH 2'-5 ³ / ₁₆ " 2'-5 ¹¹ / ₁₆ "	 MRAHPDR6012AH 2'-5 ⁹ / ₁₆ " 2'-6 ¹ / ₁₆ "	
1-6	 MRAHPDR4816AH 2'-5 ³ / ₈ " 2'-5 ⁷ / ₈ "	 MRAHPDR4816AH 2'-5 ⁹ / ₁₆ " 2'-6 ¹ / ₁₆ "	 MRAHPDR5016AH 2'-6 ³ / ₁₆ " 2'-6 ¹¹ / ₁₆ "	 MRAHPDR5016AH 2'-7 ³ / ₁₆ " 2'-7 ¹¹ / ₁₆ "	 MRAHPDR5016AH 2'-7 ⁹ / ₁₆ " 2'-7 ¹ / ₁₆ "	 MRAHPDR6016AH 2'-8 ³ / ₁₆ " 2'-8 ¹¹ / ₁₆ "	 MRAHPDR6016AH 2'-9 ³ / ₁₆ " 2'-9 ¹¹ / ₁₆ "	 MRAHPDR6016AH 2'-9 ⁹ / ₁₆ " 2'-10 ¹ / ₁₆ "	
2-0	 MRAHPDR4820AH 2'-11 ³ / ₈ " 2'-11 ⁷ / ₈ "	 MRAHPDR4820AH 2'-11 ⁹ / ₁₆ " 3'-0 ¹ / ₁₆ "	 MRAHPDR5020AH 3'-0 ³ / ₁₆ " 3'-0 ¹¹ / ₁₆ "	 MRAHPDR5020AH 3'-1 ³ / ₁₆ " 3'-1 ¹¹ / ₁₆ "	 MRAHPDR5020AH 3'-1 ⁹ / ₁₆ " 3'-2 ¹ / ₁₆ "	 MRAHPDR6020AH 3'-2 ³ / ₁₆ " 3'-2 ¹¹ / ₁₆ "	 MRAHPDR6020AH 3'-3 ³ / ₁₆ " 3'-3 ¹¹ / ₁₆ "	 MRAHPDR6020AH 3'-3 ⁹ / ₁₆ " 3'-4 ¹ / ₁₆ "	
									

Hinged Doors – 3-Panel Arch Transom Units


























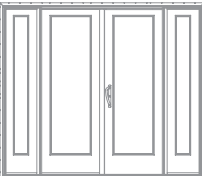


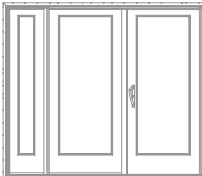

		Arch Transom Widths			
		7'-4 15/16"	7'-10 15/16"	8'-4 15/16"	9'-4 15/16"
		7'-5 15/16"	7'-11 15/16"	8'-5 15/16"	9'-5 15/16"
		7-0	7-6	8-0	9-0
Heights Unit height is listed first under individual windows Rough Opening height dimension is listed second under individual windows	0-6	 MRAHPDR4606AH 1'-10 3/16" 1'-10 11/16"	 MRAHPDR4806AH 1'-11 3/16" 1'-11 11/16"	 MRAHPDR5006AH 2'-0 3/16" 2'-0 11/16"	 MRAHPDR5606AH 2'-2 3/16" 2'-2 11/16"
	0-10	 MRAHPDR4610AH 2'-2 3/16" 2'-2 11/16"	 MRAHPDR4810AH 2'-3 3/16" 2'-3 11/16"	 MRAHPDR5010AH 2'-4 3/16" 2'-4 11/16"	 MRAHPDR5610AH 2'-6 3/16" 2'-6 11/16"
	1-0	 MRAHPDR4610AH 2'-4 3/16" 2'-4 11/16"	 MRAHPDR4810AH 2'-5 3/16" 2'-5 11/16"	 MRAHPDR5010AH 2'-6 3/16" 2'-6 11/16"	 MRAHPDR5610AH 2'-8 3/16" 2'-8 11/16"
	1-2	 MRAHPDR4612AH 2'-6 3/16" 2'-6 11/16"	 MRAHPDR4812AH 2'-7 3/16" 2'-7 11/16"	 MRAHPDR5012AH 2'-8 3/16" 2'-8 11/16"	 MRAHPDR5612AH 2'-10 3/16" 2'-10 11/16"
	1-6	 MRAHPDR4616AH 2'-10 3/16" 2'-10 11/16"	 MRAHPDR4816AH 2'-11 3/16" 2'-11 11/16"	 MRAHPDR5016AH 3'-0 3/16" 3'-0 11/16"	 MRAHPDR5616AH 3'-2 3/16" 3'-2 11/16"
	2-0	 MRAHPDR4620AH 3'-4 3/16" 3'-4 11/16"	 MRAHPDR4820AH 3'-5 3/16" 3'-5 11/16"	 MRAHPDR5020AH 3'-6 3/16" 3'-6 11/16"	 MRAHPDR5620AH 3'-8 3/16" 3'-8 11/16"
					

Hinged Doors – 4-Panel Operating & Transom Units

		Widths						
		7'-10 9/16"	8'-6 9/16"	8'-10 9/16"	9'-6 9/16"	9'-10 9/16"	10'-6 9/16"	10'-6 9/16"
		7'-11 9/16"	8'-7 9/16"	8'-11 9/16"	9'-7 9/16"	9'-11 9/16"	10'-7 9/16"	10'-7 9/16"
		7-4	8-0	8-4	9-0	9-4	10-0/20	10-0
Heights	6'-7 1/2"							
	6'-9 1/2"							
	7'-1 1/2"							
	7'-11 1/2"							





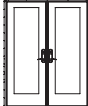


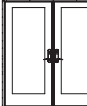



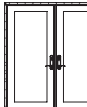



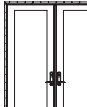
		Widths						
		7'-10 9/16"	8'-6 9/16"	8'-10 9/16"	9'-6 9/16"	9'-10 9/16"	10'-6 9/16"	10'-6 9/16"
		7'-11 9/16"	8'-7 9/16"	8'-11 9/16"	9'-7 9/16"	9'-11 9/16"	10'-7 9/16"	10'-7 9/16"
		7-4	8-0	8-4	9-0	9-4	10-0/20	10-0
Heights	1'-1 3/8"							
	1'-3 3/8"							
	1'-7 3/8"							
	1'-3 7/8"							
	1'-7 7/8"							
	1'-7 1/8"							
	2'-1 3/8"							
	2'-1 7/8"							
	2'-5 3/8"							
	2'-5 7/8"							

Arch Transom Widths








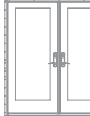
		7'-10 ⁹ / ₁₆ "	8'-6 ⁹ / ₁₆ "	8'-10 ⁹ / ₁₆ "	9'-6 ⁹ / ₁₆ "	9'-10 ⁹ / ₁₆ "
		7'-11 ⁹ / ₁₆ "	8'-7 ⁹ / ₁₆ "	8'-11 ⁹ / ₁₆ "	9'-7 ⁹ / ₁₆ "	9'-11 ⁹ / ₁₆ "
		7-4	8-0	8-4	9-0	9-4
Heights Unit height is listed first under individual windows Rough Opening height dimension is listed second under individual windows	0-6	 MRAHPDR7406AH 1'-11 ¹ / ₈ " 1'-11 ⁵ / ₈ "	 MRAHPDR8006AH 2'-0 ¹ / ₂ " 2'-1"	 MRAHPDR8406AH 2'-1 ¹ / ₈ " 2'-1 ⁵ / ₈ "	 MRAHPDR9006AH 2'-2 ¹ / ₂ " 2'-3"	 MRAHPDR9406AH 2'-3 ¹ / ₈ " 2'-3 ⁵ / ₈ "
	0-10	 MRAHPDR7410AH 2'-3 ¹ / ₈ " 2'-3 ⁵ / ₈ "	 MRAHPDR8010AH 2'-4 ¹ / ₂ " 2'-5"	 MRAHPDR8410AH 2'-5 ¹ / ₈ " 2'-5 ⁵ / ₈ "	 MRAHPDR9010AH 2'-5 ¹ / ₂ " 2'-7"	 MRAHPDR9410AH 2'-7 ¹ / ₈ " 2'-7 ⁵ / ₈ "
	1-0	 MRAHPDR7410AH 2'-5 ¹ / ₈ " 2'-5 ⁵ / ₈ "	 MRAHPDR8010AH 2'-6 ¹ / ₂ " 2'-7"	 MRAHPDR8410AH 2'-7 ¹ / ₈ " 2'-7 ⁵ / ₈ "	 MRAHPDR9010AH 2'-6 ¹ / ₂ " 2'-9"	 MRAHPDR9410AH 2'-9 ¹ / ₈ " 2'-9 ⁵ / ₈ "
	1-2	 MRAHPDR7412AH 2'-7 ¹ / ₈ " 2'-7 ⁵ / ₈ "	 MRAHPDR8012AH 2'-8 ¹ / ₂ " 2'-9"	 MRAHPDR8412AH 2'-9 ¹ / ₈ " 2'-9 ⁵ / ₈ "	 MRAHPDR9012AH 2'-10 ¹ / ₂ " 2'-11"	 MRAHPDR9412AH 2'-11 ¹ / ₈ " 2'-11 ⁵ / ₈ "
	2-0	 MRAHPDR7420AH 3'-5 ¹ / ₈ " 3'-5 ⁵ / ₈ "	 MRAHPDR8020AH 3'-6 ¹ / ₂ " 3'-7"	 MRAHPDR8420AH 3'-7 ¹ / ₈ " 3'-7 ⁵ / ₈ "	 MRAHPDR9020AH 3'-8 ¹ / ₈ " 3'-9 ⁵ / ₈ "	 MRAHPDR9420AH 3'-9 ¹ / ₈ " 3'-9 ⁵ / ₈ "
						

French Outswing Doors – 2-Panel Operating, Elliptical & Circle Head Units








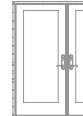
Widths

		4'-2 ³ / ₈ "	5'-2 ³ / ₈ "	5'-6 ³ / ₈ "	6'-2 ³ / ₈ "
		4'-3 ³ / ₈ "	5'-3 ³ / ₈ "	5'-7 ³ / ₈ "	6'-3 ³ / ₈ "
		4-0	5-0	5-4	6-0
Heights	6'-7 ¹ / ₂ "				
	6'-9 ¹ / ₂ "				
	7'-1 ¹ / ₂ "				
	7'-11 ¹ / ₂ "				

Circle Head Widths

		4'-2 ³ / ₈ "	5'-2 ³ / ₈ "	5'-6 ³ / ₈ "	6'-2 ³ / ₈ "
		4'-3 ³ / ₈ "	5'-3 ³ / ₈ "	5'-7 ³ / ₈ "	6'-3 ³ / ₈ "
		4-0	5-0	5-4	6-0
					
	2'-1 ³ / ₁₆ "	2'-7 ³ / ₁₆ "	2'-9 ³ / ₁₆ "	3'-1 ³ / ₁₆ "	
	2'-1 ¹¹ / ₁₆ "	2'-7 ¹¹ / ₁₆ "	2'-9 ¹¹ / ₁₆ "	3'-1 ¹¹ / ₁₆ "	
					

Elliptical Widths

		4'-2 ³ / ₈ "	5'-2 ³ / ₈ "	5'-6 ³ / ₈ "	6'-2 ³ / ₈ "
		4'-3 ³ / ₈ "	5'-3 ³ / ₈ "	5'-7 ³ / ₈ "	6'-3 ³ / ₈ "
		4-0	5-0	5-4	6-0
					
	1'-0 ⁵ / ₈ "	1'-3 ⁵ / ₈ "	1'-4 ⁵ / ₈ "	1'-6 ⁵ / ₈ "	
	1'-1 ¹ / ₈ "	1'-4 ¹ / ₈ "	1'-5 ¹ / ₈ "	1'-7 ¹ / ₈ "	
					

French Outswing Doors – 2- Panel Transom & Arch Transom Units

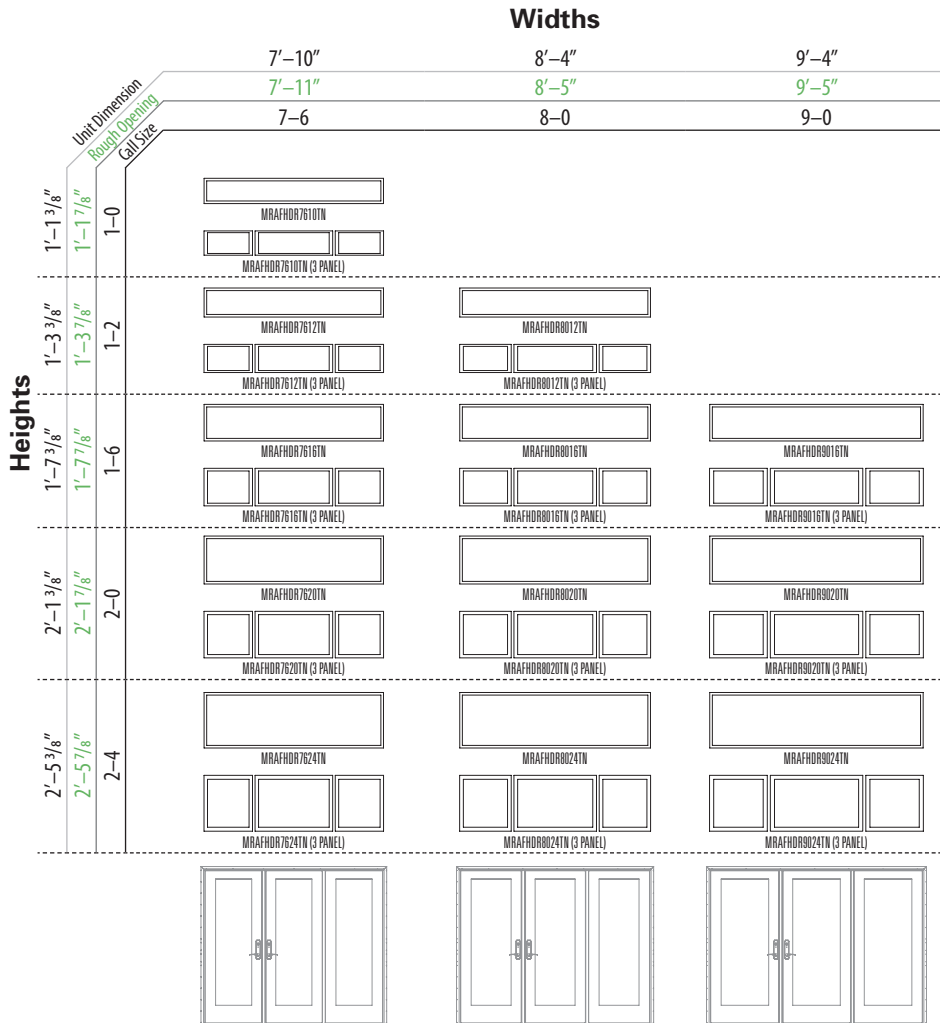
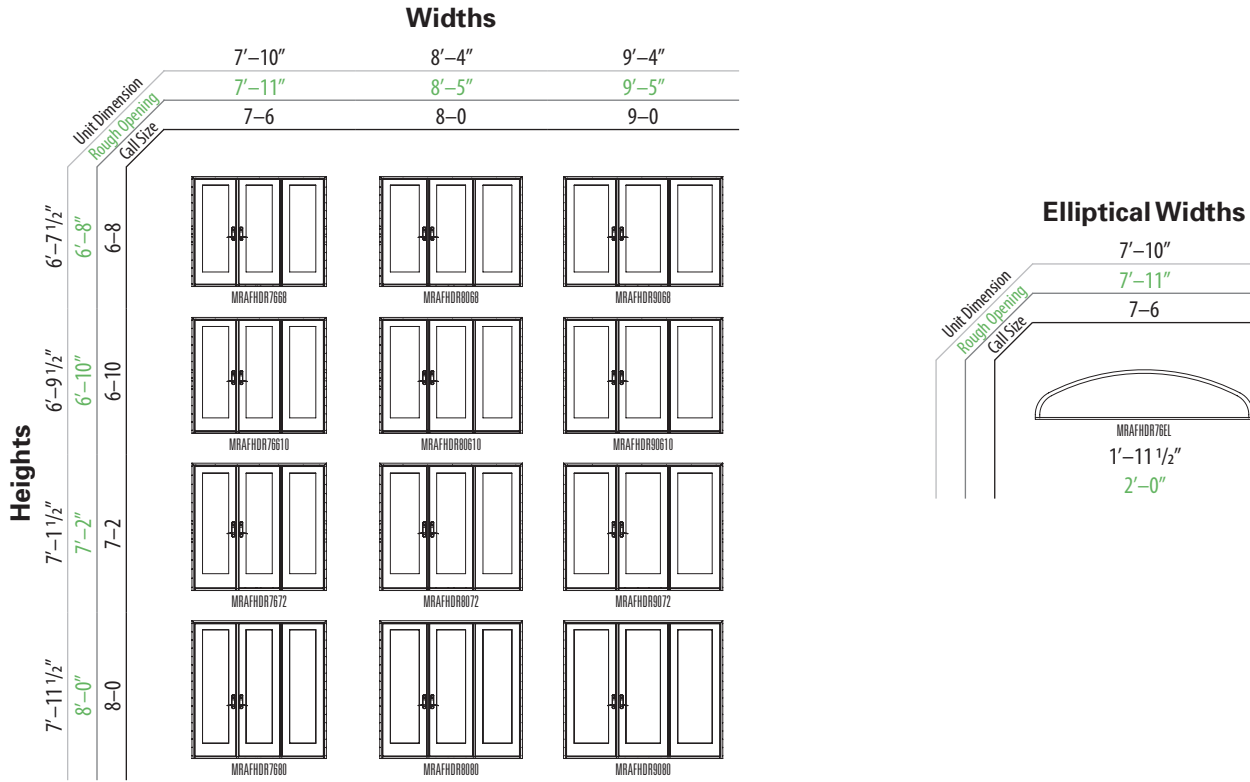
Transom Widths

Unit Dimension Rough Opening Call Size	5'-2 3/8"	5'-6 3/8"	6'-2 3/8"
	5'-3 3/8"	5'-7 3/8"	6'-3 3/8"
Call Size	5-0	5-4	6-0
1'-1 3/8"	MRAFHDRS010TN	MRAFHDRS410TN	MRAFHDR6010TN
	MRAFHDRS010TN (2 PANEL)	MRAFHDRS410TN (2 PANEL)	MRAFHDR6010TN (2 PANEL)
1'-3 3/8"	MRAFHDRS016TN	MRAFHDRS416TN	MRAFHDR6016TN
	MRAFHDRS016TN (2 PANEL)	MRAFHDRS416TN (2 PANEL)	MRAFHDR6016TN (2 PANEL)
1'-7 3/8"	MRAFHDRS016TN	MRAFHDRS416TN	MRAFHDR6016TN
	MRAFHDRS016TN (2 PANEL)	MRAFHDRS416TN (2 PANEL)	MRAFHDR6016TN (2 PANEL)
2'-1 3/8"	MRAFHDRS020TN	MRAFHDRS420TN	MRAFHDR6020TN
	MRAFHDRS020TN (2 PANEL)	MRAFHDRS420TN (2 PANEL)	MRAFHDR6020TN (2 PANEL)
2'-5 3/8"	MRAFHDRS024TN	MRAFHDRS424TN	MRAFHDR6024TN
	MRAFHDRS024TN (2 PANEL)	MRAFHDRS424TN (2 PANEL)	MRAFHDR6024TN (2 PANEL)

Arch Transom Widths

















Unit Dimension Rough Opening Call Size	4'-2 3/8"	5'-2 3/8"	5'-6 3/8"	6'-2 3/8"
	4'-3 3/8"	5'-3 3/8"	5'-7 3/8"	6'-3 3/8"
Call Size	4-0	5-0	5-4	6-0
0-6	MRAFHDR400GAHTN 1'-3 3/4" 1'-4 1/4"	MRAFHDR500GAHTN 1'-5 3/4" 1'-6 1/4"	MRAFHDR5400GAHTN 1'-6 7/16" 1'-6 15/16"	MRAFHDR600GAHTN 1'-7 3/4" 1'-8 1/4"
	MRAFHDR4010AHTN 1'-7 3/4" 1'-8 1/4"	MRAFHDR5010AHTN 1'-9 3/4" 1'-10 1/4"	MRAFHDR54010AHTN 1'-10 7/16" 1'-10 15/16"	MRAFHDR6010AHTN 1'-11 3/4" 2'-0 1/4"
1-0	MRAFHDR4010AHTN 1'-9 3/4" 1'-10 1/4"	MRAFHDR5010AHTN 1'-11 3/4" 2'-0 1/4"	MRAFHDR5410AHTN 2'-0 7/16" 2'-0 15/16"	MRAFHDR6010AHTN 2'-1 3/4" 2'-2 1/4"
	MRAFHDR4012AHTN 1'-11 3/4" 2'-0 1/4"	MRAFHDR5012AHTN 2'-1 3/4" 2'-2 1/4"	MRAFHDR5412AHTN 2'-2 7/16" 2'-2 15/16"	MRAFHDR6012AHTN 2'-3 3/4" 2'-4 1/4"
1-6	MRAFHDR4016AHTN 2'-3 3/4" 2'-4 1/4"	MRAFHDR5016AHTN 2'-5 3/4" 2'-6 1/4"	MRAFHDR5416AHTN 2'-6 7/16" 2'-6 15/16"	MRAFHDR6016AHTN 2'-7 3/4" 2'-7 1/4"
	MRAFHDR4020AHTN 2'-9 3/4" 2'-10 1/4"	MRAFHDR5020AHTN 3'-0 1/4"	MRAFHDR5420AHTN 3'-0 7/16" 3'-0 15/16"	MRAFHDR6020AHTN 3'-1 3/4" 3'-2 1/4"

French Outswing Doors – 3- Panel Operating, Elliptical & Transom Units



French Outswing Doors – 3- Panel Arch Transom Units

Arch Transom Widths

	7'-10"	8'-4"	9'-4"
Unit Dimension	7'-11"	8'-5"	9'-5"
Rough Opening	7-6	8-0	9-0
Call Size			
0-6	 <p>MRAFHDR7S0AH 1'-11 1/16" 1'-11 9/16"</p>	 <p>MRAFHDR0S0AH 2'-0 1/16" 2'-0 9/16"</p>	 <p>MRAFHDR0S0AH 2'-2 1/16" 2'-2 9/16"</p>
0-10	 <p>MRAFHDR7S10AH 2'-3 1/16" 2'-3 9/16"</p>	 <p>MRAFHDR0S10AH 2'-4 1/16" 2'-4 9/16"</p>	 <p>MRAFHDR0S10AH 2'-6 1/16" 2'-6 9/16"</p>
1-0	 <p>MRAFHDR7S10AH 2'-5 1/16" 2'-5 9/16"</p>	 <p>MRAFHDR0S10AH 2'-6 1/16" 2'-6 9/16"</p>	 <p>MRAFHDR0S10AH 2'-8 1/16" 2'-8 9/16"</p>
1-2	 <p>MRAFHDR7S12AH 2'-7 1/16" 2'-7 9/16"</p>	 <p>MRAFHDR0S12AH 2'-8 1/16" 2'-8 9/16"</p>	 <p>MRAFHDR0S12AH 2'-10 1/16" 2'-10 9/16"</p>
2-0	 <p>MRAFHDR7S20AH 3'-5 1/16" 3'-5 9/16"</p>	 <p>MRAFHDR0S20AH 3'-6 1/16" 3'-6 9/16"</p>	 <p>MRAFHDR0S20AH 3'-8 1/16" 3'-8 9/16"</p>
Heights			

Heights

Unit height is listed first under individual windows






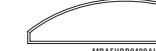











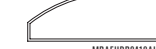
























Rough Opening height dimension is listed second under individual windows

French Outswing Doors – 4- Panel Operating & Transom Units

Unit Dimension Rough Opening Call Size		Widths									
		7'-5 5/8"	7'-9 5/8"	8'-5 5/8"	8'-9 5/8"	9'-5 5/8"	9'-9 5/8"	10'-5 5/8"	10'-5 5/8"		
		7'-7 5/8"	7'-11 5/8"	8'-7 5/8"	8'-10 5/8"	9'-6 5/8"	9'-10 5/8"	10'-6 5/8"	10'-6 5/8"		
		7-0	7-4	8-0	8-4	9-0	9-4	10-0/20	10-0		
Heights	6'-7 1/2"	6'-8"	6-8								
	6'-9 1/2"	6'-10"	6-10								
	7'-1 1/2"	7'-2"	7-2								
	7'-11 1/2"	8'-0"	8-0								

Unit Dimension Rough Opening Call Size		Widths								
		7'-5 5/8"	7'-9 5/8"	8'-5 5/8"	8'-9 5/8"	9'-5 5/8"	9'-9 5/8"	10'-5 5/8"	10'-5 5/8"	
		7'-7 5/8"	7'-11 5/8"	8'-7 5/8"	8'-10 5/8"	9'-6 5/8"	9'-10 5/8"	10'-6 5/8"	10'-6 5/8"	
		7-0	7-4	8-0	8-4	9-0	9-4	10-0/20	10-0	
Heights	1'-3 3/8"	1'-2								
	1'-7 3/8"	1'-6								
	2'-1 3/8"	2'-0								
	2'-5 3/8"	2'-4								

French Outswing Doors – 4- Panel Arch Transom Units

		Arch Transom Widths					
		7'-5 5/8"	7'-9 5/8"	8'-5 5/8"	8'-9 5/8"	9'-5 5/8"	9'-9 5/8"
		7'-6 5/8"	7'-10 5/8"	8'-6 5/8"	8'-10 5/8"	9'-6 5/8"	9'-10 5/8"
		7-0	7-4	8-0	8-4	9-0	9-4
Heights Unit height is listed first under individual windows Rough Opening height dimension is listed second under individual windows	0-6	 MRAFHDR7006AH 1'-0 5/16" 1'-10 13/16"	 MRAFHDR7406AH 1'-11" 1'-11 1/2"	 MRAFHDR8006AH 2'-0 5/16" 2'-0 13/16"	 MRAFHDR8406AH 2'-1" 2'-1 1/2"	 MRAFHDR9006AH 2'-2 5/16" 2'-2 13/16"	 MRAFHDR9406AH 2'-3" 2'-3 1/2"
	0-10	 MRAFHDR7010AH 2'-2 5/16" 2'-2 13/16"	 MRAFHDR7410AH 2'-3" 2'-3 1/2"	 MRAFHDR8010AH 2'-4 5/16" 2'-4 13/16"	 MRAFHDR8410AH 2'-5" 2'-5 1/2"	 MRAFHDR9010AH 2'-6 5/16" 2'-6 13/16"	 MRAFHDR9410AH 2'-7" 2'-7 1/2"
	1-0	 MRAFHDR7010AH 2'-4 5/16" 2'-4 13/16"	 MRAFHDR7410AH 2'-5" 2'-5 1/2"	 MRAFHDR8010AH 2'-6 5/16" 2'-6 13/16"	 MRAFHDR8410AH 2'-7" 2'-7 1/2"	 MRAFHDR9010AH 2'-8 5/16" 2'-8 13/16"	 MRAFHDR9410AH 2'-9" 2'-9 1/2"
	1-2	 MRAFHDR7012AH 2'-6 5/16" 2'-6 13/16"	 MRAFHDR7412AH 2'-7" 2'-7 1/2"	 MRAFHDR8012AH 2'-8 5/16" 2'-8 13/16"	 MRAFHDR8412AH 2'-9" 2'-9 1/2"	 MRAFHDR9012AH 2'-10 5/16" 2'-10 13/16"	 MRAFHDR9412AH 2'-11" 2'-11 1/2"
	1-6	 MRAFHDR7016AH 2'-10 5/16" 2'-10 13/16"	 MRAFHDR7416AH 2'-11" 2'-11 1/2"	 MRAFHDR8016AH 3'-0 5/16" 3'-0 13/16"	 MRAFHDR8416AH 3'-1" 3'-1 1/2"	 MRAFHDR9016AH 3'-2 5/16" 3'-2 13/16"	 MRAFHDR9416AH 3'-3" 3'-3 1/2"
	2-0	 MRAFHDR7020AH 3'-4 5/16" 3'-4 13/16"	 MRAFHDR7420AH 3'-5" 3'-5 1/2"	 MRAFHDR8020AH 3'-6 5/16" 3'-6 13/16"	 MRAFHDR8420AH 3'-7" 3'-7 1/2"	 MRAFHDR9020AH 3'-8 5/16" 3'-8 13/16"	 MRAFHDR9420AH 3'-9" 3'-9 1/2"
							

French Inswing Doors – 2- Panel Operating, Transoms, Elliptical & Circle Head Units

Circle Head Widths

Unit Dimension	4'-2 7/16"	5'-2 7/16"	5'-6 7/16"	6'-2 7/16"
Rough Opening	4'-3 7/16"	5'-3 7/16"	5'-7 7/16"	6'-3 7/16"
Call Size	4-0	5-0	5-4	6-0

Model	MRAFHDR40ECH	MRAFHDR50ECH	MRAFHDR54ECH	MRAFHDR60ECH
Unit Dimension	2'-1 1/4"	2'-7 1/4"	2'-9 1/4"	3'-1 1/4"
Rough Opening	2'-2 3/4"	2'-7 3/4"	2'-9 3/4"	3'-1 3/4"

Elliptical Widths

Unit Dimension	4'-2 7/16"	5'-2 7/16"	5'-6 7/16"	6'-2 7/16"
Rough Opening	4'-3 7/16"	5'-3 7/16"	5'-7 7/16"	6'-3 7/16"
Call Size	4-0	5-0	5-4	6-0

Model	MRAFHDR40EL	MRAFHDR50EL	MRAFHDR54EL	MRAFHDR60EL
Unit Dimension	1'-0 5/8"	1'-3 5/8"	1'-4 5/8"	1'-6 5/8"
Rough Opening	1'-1 1/8"	1'-4 1/8"	1'-5 1/8"	1'-7 1/8"

Widths

Unit Dimension	4'-2 7/16"	5'-2 7/16"	5'-6 7/16"	6'-2 7/16"
Rough Opening	4'-3 7/16"	5'-3 7/16"	5'-7 7/16"	6'-3 7/16"
Call Size	4-0	5-0	5-4	6-0

Heights

Unit Dimension	6'-7 1/2"	6'-9 1/2"	7'-1 1/2"	7'-11 1/2"
Rough Opening	6'-8"	6'-10"	7'-2"	8'-0"
Call Size	6-8	6-10	7-2	8-0

Model	MRAFHDR40B	MRAFHDR50B	MRAFHDR54B	MRAFHDR60B
Unit Dimension	6'-7 1/2"	6'-9 1/2"	7'-1 1/2"	7'-11 1/2"
Rough Opening	6'-8"	6'-10"	7'-2"	8'-0"

Transom Widths
























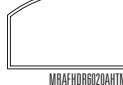




Unit Dimension	4'-2 7/16"	5'-2 7/16"	5'-6 7/16"	6'-2 7/16"
Rough Opening	4'-3 7/16"	5'-3 7/16"	5'-7 7/16"	6'-3 7/16"
Call Size	4-0	5-0	5-4	6-0

Heights

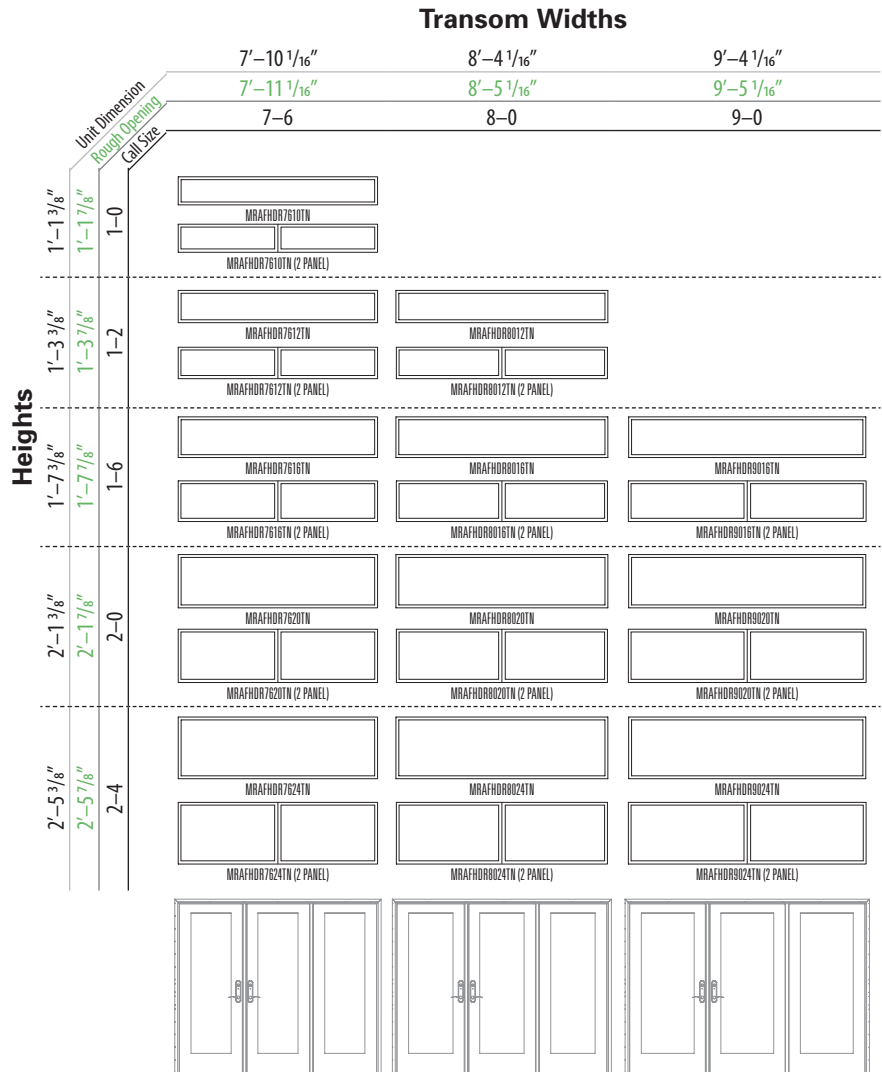
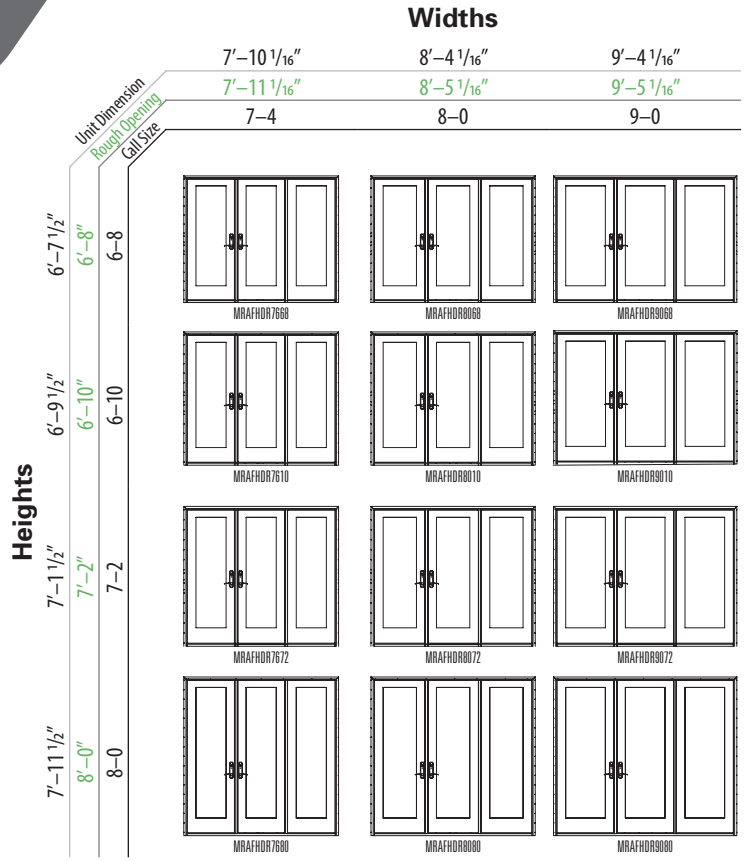
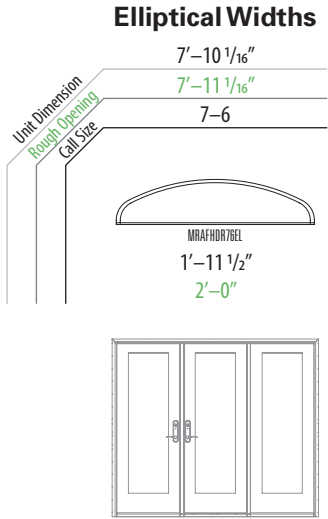
Unit Dimension	1'-1 3/8"	1'-3 3/8"	1'-7 3/8"	2'-1 3/8"	2'-5 3/8"
Rough Opening	1'-1 7/8"	1'-3 7/8"	1'-7 7/8"	2'-1 7/8"	2'-5 7/8"
Call Size	1-0	1-2	1-6	2-0	2-4

Model	MRAFHDR4010TN	MRAFHDR5010TN	MRAFHDR5410TN	MRAFHDR6010TN
Unit Dimension	1'-1 3/8"	1'-3 3/8"	1'-7 3/8"	2'-1 3/8"
Rough Opening	1'-1 7/8"	1'-3 7/8"	1'-7 7/8"	2'-1 7/8"



















French Inswing Doors – 2- Panel Arch Transom Units

		Arch Transom Widths			
		4'-2 7/16"	5'-2 7/16"	5'-6 7/16"	6'-2 7/16"
		4'-3 7/16"	5'-3 7/16"	5'-7 7/16"	6'-3 7/16"
		4-0	5-0	5-4	6-0
Heights	Unit Dimension Rough Opening Call Size				
	0-6	 MRAFHR008AHTN 1'-3 13/16" 1'-4 5/16"	 MRAFHR008AHTN 1'-5 3/4" 1'-6 1/4"	 MRAFHR008AHTN 1'-6 7/16" 1'-6 15/16"	 MRAFHR008AHTN 1'-7 3/4" 1'-8 1/4"
	0-10	 MRAFHR010AHTN 1'-7 13/16" 1'-8 5/16"	 MRAFHR010AHTN 1'-9 3/4" 1'-10 1/4"	 MRAFHR010AHTN 1'-10 7/16" 1'-10 15/16"	 MRAFHR010AHTN 1'-11 3/4" 2'-0 1/4"
	1-0	 MRAFHR010AHTN 1'-9 13/16" 1'-10 5/16"	 MRAFHR010AHTN 1'-11 3/4" 2'-0 1/4"	 MRAFHR010AHTN 2'-0 7/16" 2'-0 15/16"	 MRAFHR010AHTN 2'-1 3/4" 2'-2 1/4"
	1-2	 MRAFHR012AHTN 1'-11 13/16" 2'-0 5/16"	 MRAFHR012AHTN 2'-1 3/4" 2'-2 1/4"	 MRAFHR012AHTN 2'-2 7/16" 2'-2 15/16"	 MRAFHR012AHTN 2'-3 3/4" 2'-4 1/4"
	1-6	 MRAFHR016AHTN 2'-3 13/16" 2'-4 5/16"	 MRAFHR016AHTN 2'-5 3/4" 2'-6 1/4"	 MRAFHR016AHTN 2'-6 7/16" 2'-6 15/16"	 MRAFHR016AHTN 2'-7 3/4" 2'-8 1/4"
2-0	 MRAFHR020AHTN 2'-9 13/16" 2'-10 5/16"	 MRAFHR020AHTN 2'-11 3/4" 3'-0 1/4"	 MRAFHR020AHTN 2'-0 7/16" 2'-0 15/16"	 MRAFHR020AHTN 3'-1 3/4" 3'-2 1/4"	
					

French Inswing Doors – 3- Panel Operating, Elliptical & Transom Units



Arch Transom Widths

	7'-10 1/16"	8'-4 1/16"	9'-4 1/16"
	7'-11 1/16"	8'-5 1/16"	9'-5 1/16"
	7-6	8-0	9-0
			
	MRAFHDR7606AH 1'-11 1/16" 1'-11 9/16"	MRAFHDR7606AH 2'-0 1/16" 2'-0 9/16"	MRAFHDR7606AH 2'-2 1/16" 2'-2 9/16"
			
	MRAFHDR7610AH 2'-3 1/16" 2'-3 9/16"	MRAFHDR7610AH 2'-4 1/16" 2'-4 9/16"	MRAFHDR7610AH 2'-6 1/16" 2'-6 9/16"
			
	MRAFHDR7618AH 2'-5 1/16" 2'-5 9/16"	MRAFHDR7618AH 2'-6 1/16" 2'-6 9/16"	MRAFHDR7618AH 2'-8 1/16" 2'-8 9/16"
			
	MRAFHDR7612AH 2'-7 1/16" 2'-7 9/16"	MRAFHDR7612AH 2'-8 1/16" 2'-8 9/16"	MRAFHDR7612AH 2'-10 1/16" 2'-10 9/16"
			
	MRAFHDR7620AH 3'-5 1/16" 3'-5 9/16"	MRAFHDR7620AH 3'-6 1/16" 3'-6 9/16"	MRAFHDR7620AH 3'-8 1/16" 3'-8 9/16"
			

Heights

Unit height is listed first under individual windows

Rough Opening height dimension is listed second under individual windows

Unit Dimension
Rough Opening
Call Size

0-6
0-10
1-0
1-2
2-0

French Inswing Doors – 4-Panel Operating & Transom Units




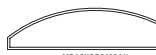

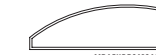






























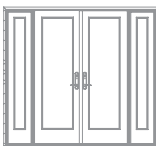




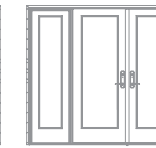
Widths

Unit Dimension Rough Opening Call Size	Widths							
	7'-5 11/16"	7'-9 11/16"	8'-5 11/16"	8'-9 11/16"	9'-5 11/16"	9'-9 11/16"	10'-5 11/16"	10'-5 11/16"
	7'-7 3/16"	7'-11 3/16"	8'-7 3/16"	8'-11 3/16"	9'-7 3/16"	9'-11 3/16"	10'-7 3/16"	10'-7 3/16"
	7-0	7-4	8-0	8-4	9-0	9-4	10-0/20	10-0
6'-7 1/2"								
6'-9 1/2"								
7'-1 1/2"								
7'-11 1/2"								

Widths

Unit Dimension Rough Opening Call Size	Widths					
	7'-5 11/16"	7'-9 11/16"	8'-5 11/16"	8'-9 11/16"	9'-5 11/16"	9'-9 11/16"
	7'-7 3/16"	7'-10 3/16"	8'-6 3/16"	8'-11 3/16"	9'-7 3/16"	9'-11 3/16"
	7-0	7-4	8-0	8-4	9-0	9-4
1'-3 3/8"						
1'-3 3/8"						
1'-7 3/8"						
1'-7 3/8"						
2'-1 3/8"						
2'-1 3/8"						
2'-5 3/8"						
2'-5 3/8"						

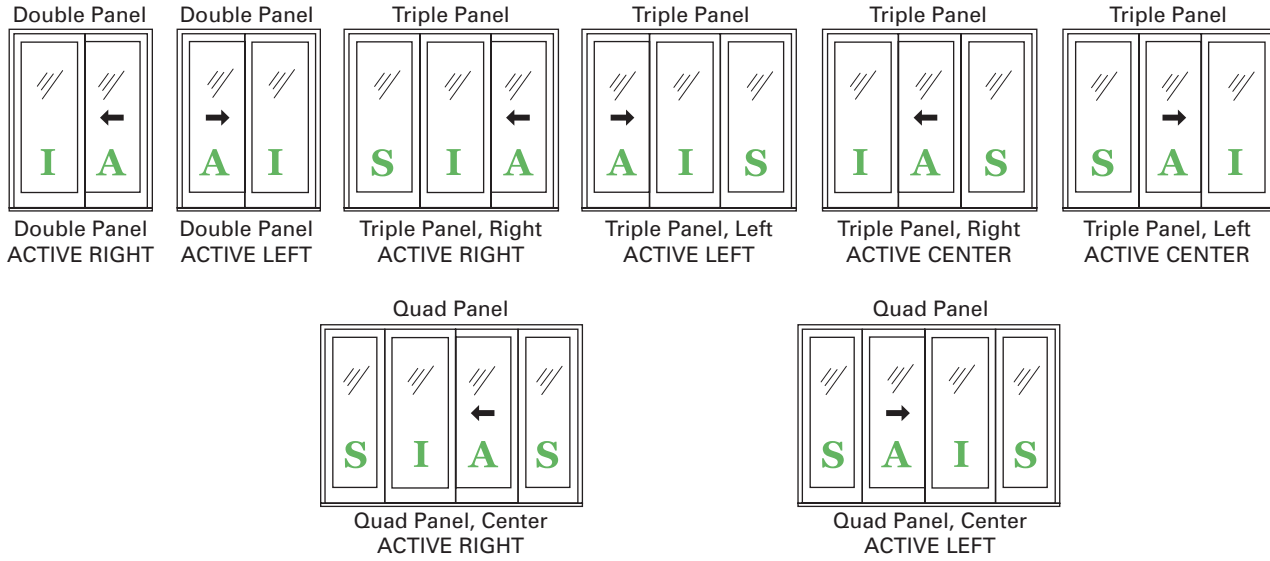
French Inswing Doors – 4-Panel Arch Transom Units

		Arch Transom Widths					
		7'-5 11/16"	7'-9 11/16"	8'-5 11/16"	8'-9 11/16"	9'-5 11/16"	9'-10 11/16"
		7'-6 3/16"	7'-10 3/16"	8'-6 3/16"	8'-10 3/16"	9'-6 3/16"	9'-11 3/16"
		7-0	7-4	8-0	8-4	9-0	9-4
Heights Unit height is listed first under individual windows Rough Opening height dimension is listed second under individual windows	Unit Dimension						
	Rough Opening						
	Call Size						
	0-6	 MRAFHDR7006AH 1'-0 5/16" 1'-10 13/16"	 MRAFHDR7406AH 1'-11" 1'-11 1/2"	 MRAFHDR8006AH 2'-0 5/16" 2'-0 13/16"	 MRAFHDR8406AH 2'-1" 2'-1 1/2"	 MRAFHDR9006AH 2'-2 5/16" 2'-2 13/16"	 MRAFHDR9406AH 2'-3" 2'-3 1/2"
	0-10	 MRAFHDR7010AH 2'-2 5/16" 2'-2 13/16"	 MRAFHDR7410AH 2'-3" 2'-3 1/2"	 MRAFHDR8010AH 2'-4 5/16" 2'-4 13/16"	 MRAFHDR8410AH 2'-5" 2'-5 1/2"	 MRAFHDR9010AH 2'-6 5/16" 2'-6 13/16"	 MRAFHDR9410AH 2'-7" 2'-7 1/2"
	1-0	 MRAFHDR7010AH 2'-4 5/16" 2'-4 13/16"	 MRAFHDR7410AH 2'-5" 2'-5 1/2"	 MRAFHDR8010AH 2'-6 5/16" 2'-6 13/16"	 MRAFHDR8410AH 2'-7" 2'-7 1/2"	 MRAFHDR9010AH 2'-8 5/16" 2'-8 13/16"	 MRAFHDR9410AH 2'-9" 2'-9 1/2"
1-2	 MRAFHDR7012AH 2'-6 5/16" 2'-6 13/16"	 MRAFHDR7412AH 2'-7" 2'-7 1/2"	 MRAFHDR8012AH 2'-8 5/16" 2'-8 13/16"	 MRAFHDR8412AH 2'-9" 2'-9 1/2"	 MRAFHDR9012AH 2'-10 5/16" 2'-10 13/16"	 MRAFHDR9412AH 2'-11" 2'-11 1/2"	
1-6	 MRAFHDR7016AH 2'-10 5/16" 2'-10 13/16"	 MRAFHDR7416AH 2'-11" 2'-11 1/2"	 MRAFHDR8016AH 3'-0 5/16" 3'-0 13/16"	 MRAFHDR8416AH 3'-1" 3'-1 1/2"	 MRAFHDR9016AH 3'-2 5/16" 3'-2 13/16"	 MRAFHDR9416AH 3'-3" 3'-3 1/2"	
2-0	 MRAFHDR7020AH 3'-4 5/16" 3'-4 13/16"	 MRAFHDR7420AH 3'-5" 3'-5 1/2"	 MRAFHDR8020AH 3'-6 5/16" 3'-6 13/16"	 MRAFHDR8420AH 3'-7" 3'-7 1/2"	 MRAFHDR9020AH 3'-8 5/16" 3'-8 13/16"	 MRAFHDR9420AH 3'-9" 3'-9 1/2"	
							

Bi-Parting & Fixed Sliding Door – Net Clear & Daylight Opening Dimensions

DOOR OPERATION CONFIGURATION OPTIONS

EXTERIOR VIEW OF DOORS



I=inactive panel

S=Fixed panel

A=active panel.

Bi-Parting Sliding Door

Call Size	Number of Panels	Clear Opening Width	Clear Opening Height	Clear Opening S.F.	Daylight Opening S.F.
10068 N	4	42.25	75.75	11.80	16.5
100610 N	4	42.25	77.75	12.11	17.1
10072 N	4	42.25	81.75	12.74	18.1
10080 N	4	42.25	91.75	14.30	20.7
12068 S	4	57.25	75.75	14.96	21.7
120610 S	4	57.25	77.75	15.35	22.4
12072 S	4	57.25	81.75	16.14	23.8
12080 S	4	57.25	91.75	18.12	27.3
16068 E	4	81.25	75.75	21.27	32.2
160610 E	4	81.25	77.75	21.83	33.2
16072 E	4	81.25	81.75	22.96	35.3
16080 E	4	81.25	91.75	25.76	40.4

Fixed Panel Units

Call Size	Daylight Opening S.F.
1668	3.0
16610	3.1
1672	3.3
1680	3.8
2068	5.7
20610	5.8
2072	6.2
2080	7.1
2668	8.3
26610	8.5
2672	9.1
2680	10.4
2868	9.1
28610	9.4
2872	10.0
2880	11.5
3068	10.9
30610	11.2
3072	11.9
3080	13.7
4068	16.1
40610	16.6
4072	17.6
4080	20.2

Door Units

Call Size	Number of Panels	Clear Opening Width	Clear Opening Height	Clear Opening S.F.	Daylight Opening S.F.
5068	2	22.922	75.75	12.06	16.5
50610	2	22.922	77.75	12.38	17.1
5072	2	22.922	81.75	13.01	18.1
5080	2	22.922	91.75	14.60	20.7
5468	2	24.922	75.75	13.11	18.3
54610	2	24.922	77.75	13.46	18.8
5472	2	24.922	81.75	14.15	20.0
5480	2	24.922	91.75	15.88	22.9
6068	2	28.922	75.75	15.21	21.7
60610	2	28.922	77.75	15.62	22.4
6072	2	28.922	81.75	16.42	23.8
6080	2	28.922	91.75	18.43	27.3
8068	2	40.922	75.75	21.53	32.2
80610	2	40.922	77.75	22.10	33.2
8072	2	40.922	81.75	23.23	35.3
8080	2	40.922	91.75	26.07	40.4
7668	3	22.922	75.75	12.06	24.8
76610	3	22.922	77.75	12.38	25.6
7672	3	22.922	81.75	13.01	27.2
7680	3	22.922	91.75	14.61	31.1
8068	3	24.922	75.75	13.11	27.4
80610	3	24.922	77.75	13.46	28.3
8072	3	24.922	81.75	14.15	50.0
8080	3	24.922	91.75	15.88	34.4
9068	3	28.922	75.75	15.21	32.6
90610	3	28.922	77.75	15.62	33.7
9072	3	28.922	81.75	16.42	35.7
9080	3	28.922	91.75	18.43	41.0
7468	4	22.922	75.75	13.11	25.2
74610	4	22.922	77.75	13.46	26.0

Call Size	Number of Panels	Clear Opening Width	Clear Opening Height	Clear Opening S.F.	Daylight Opening S.F.
7472	4	22.922	81.75	14.15	27.6
7480	4	22.922	91.75	15.88	31.7
8068	4	28.922	75.75	15.21	28.7
80610	4	28.922	77.75	15.62	29.6
8072	4	28.922	81.75	16.42	31.5
8080	4	28.922	91.75	18.43	36.0
8468	4	24.922	75.75	13.11	24.4
84610	4	24.922	77.75	13.46	25.1
8472	4	24.922	81.75	14.15	26.7
8480	4	24.922	91.75	15.88	30.6
9068	4	28.922	75.75	15.21	27.8
90610	4	28.922	77.75	15.62	28.7
9072	4	28.922	81.75	16.42	30.5
9080	4	28.922	91.75	18.43	34.9
9468	4	24.922	75.75	13.11	29.6
94610	4	24.922	77.75	13.46	30.5
9472	4	24.922	81.75	14.15	32.4
9480	4	24.922	91.75	15.88	37.1
10068 N	4	40.922	75.75	21.53	39.1
100610 N	4	40.922	77.75	22.09	40.4
10072 N	4	40.922	81.75	23.23	42.9
10080 N	4	40.922	91.75	26.07	49.1
10068 S	4	28.922	75.75	15.21	33.1
100610 S	4	28.922	77.75	15.62	34.1
10072 S	4	28.922	81.75	16.42	36.2
10080 S	4	28.922	91.75	18.43	41.5
10068 E	4	22.922	75.75	12.06	33.1
100610 E	4	22.922	77.75	12.38	34.1
10072 E	4	22.922	81.75	13.01	36.2
10080 E	4	22.922	91.75	14.60	41.5

French Outswing Door – Net Clear & Daylight Opening Dimensions

Single

Call Size	Number of Panels	Clear Opening Width	Clear Opening Height	Clear Opening S.F.	Daylight Opening S.F.
2668	1	29.126	76.546	15.48	16.7
26610	1	29.126	78.546	15.89	17.3
2672	1	29.126	82.546	16.70	18.3
2680	1	29.126	92.546	18.72	21.0
2868	1	31.126	76.546	16.55	18.5
28610	1	31.188	78.546	16.98	19.1
2872	1	31.188	82.546	17.84	20.3
2880	1	31.126	92.546	20.00	23.2
3068	1	35.126	76.546	18.67	22.0
30610	1	35.126	78.546	19.16	22.7
3072	1	35.126	82.546	20.14	24.1
3080	1	35.126	92.546	22.57	27.6

French Twin

Call Size	Number of Panels	Clear Opening Width	Clear Opening Height	Clear Opening S.F.	Daylight Opening S.F.
4068	2	23.188	76.546	12.33	11.5
40610	2	23.188	78.546	12.65	11.8
4072	2	23.188	82.546	13.29	12.5
4080	2	23.188	92.546	14.90	14.3
5068	2	29.126	76.546	15.48	16.7
50610	2	29.126	78.546	15.89	17.3
5072	2	29.126	82.546	16.70	18.3
5080	2	29.126	92.546	18.72	21.0
5468	2	31.126	76.546	16.55	18.5
54610	2	31.126	78.546	16.98	19.1
5472	2	31.126	82.546	17.84	20.3
5480	2	31.126	92.546	20.00	23.2
6068	2	35.126	76.546	18.67	22.0
60610	2	35.126	78.546	19.16	22.7
6072	2	35.126	82.546	20.14	24.1
6080	2	35.126	92.546	22.57	27.6

French Triple

Call Size	Number of Panels	Clear Opening Width	Clear Opening Height	Clear Opening S.F.	Daylight Opening S.F.
7668	3	29.126	76.546	15.48	25.1
76610	3	29.126	78.546	15.89	25.9
7672	3	29.126	82.546	16.70	27.5
7680	3	29.126	92.546	18.72	31.4
8068	3	31.126	76.546	16.55	27.8
80610	3	31.126	78.546	16.98	28.6
8072	3	31.126	82.546	17.84	30.4
8080	3	31.126	92.546	20.00	34.8
9068	3	35.126	76.546	18.67	33.0
90610	3	35.126	78.546	19.16	34.1
9072	3	35.126	82.546	20.14	36.2
9080	3	35.126	92.546	22.57	41.4

French Quad

Call Size	Number of Panels	Clear Opening Width	Clear Opening Height	Clear Opening S.F.	Daylight Opening S.F.
7068	4	29.126	76.546	15.5	23.79
70610	4	29.126	78.546	15.9	24.54
7072	4	29.126	82.546	16.7	26.04
7080	4	29.126	92.546	18.7	29.79
7468	4	31.126	76.546	16.5	25.55
74610	4	31.126	78.546	17.0	26.36
7472	4	31.126	82.546	17.8	27.97
7480	4	31.126	92.546	20.0	32.00
8068	4	35.126	76.546	18.7	29.08
80610	4	35.126	78.546	19.2	29.99
8072	4	35.126	82.546	20.1	31.83
8080	4	35.126	92.546	22.6	36.41
8468	4	31.126	76.546	16.5	24.67
84610	4	31.126	78.546	17.0	25.45
8472	4	31.126	82.546	17.8	27.00
8480	4	31.126	92.546	20.0	30.89
9068	4	35.126	76.546	18.7	28.19
90610	4	35.126	78.546	19.2	29.08
9072	4	35.126	82.546	20.1	30.86
9080	4	35.126	92.546	22.6	35.31
9468	4	31.126	76.546	16.5	29.96
94610	4	31.126	78.546	17.0	30.90
9472	4	31.126	82.546	17.8	32.79
9480	4	31.126	92.546	20.0	37.51
10068 S	4	35.126	76.546	18.7	33.48
100610 S	4	35.126	78.546	19.2	34.54
10072 S	4	35.126	82.546	20.1	36.65
10080 S	4	35.126	92.546	22.6	41.93
10068 E	4	29.126	76.546	15.5	33.48
100610 E	4	29.126	78.546	15.9	34.54
10072 E	4	29.126	82.546	16.7	36.65
10080 E	4	29.126	92.546	18.7	41.93

Call Size	Number of Panels	Clear Opening Width	Clear Opening Height	Clear Opening S.F.	Daylight Opening S.F.
7668	3	29.126	76.546	15.48	25.1
76610	3	29.126	78.546	15.89	25.9
7672	3	29.126	82.546	16.70	27.5
7680	3	29.126	92.546	18.72	31.4
8068	3	31.126	76.546	16.55	27.8
80610	3	31.126	78.546	16.98	28.6
8072	3	31.126	82.546	17.84	30.4
8080	3	31.126	92.546	20.00	34.8
9068	3	35.126	76.546	18.67	33.0
90610	3	35.126	78.546	19.16	34.1
9072	3	35.126	82.546	20.14	36.2
9080	3	35.126	92.546	22.57	41.4

French Outswing Door – Net Clear & Daylight Opening Dimensions

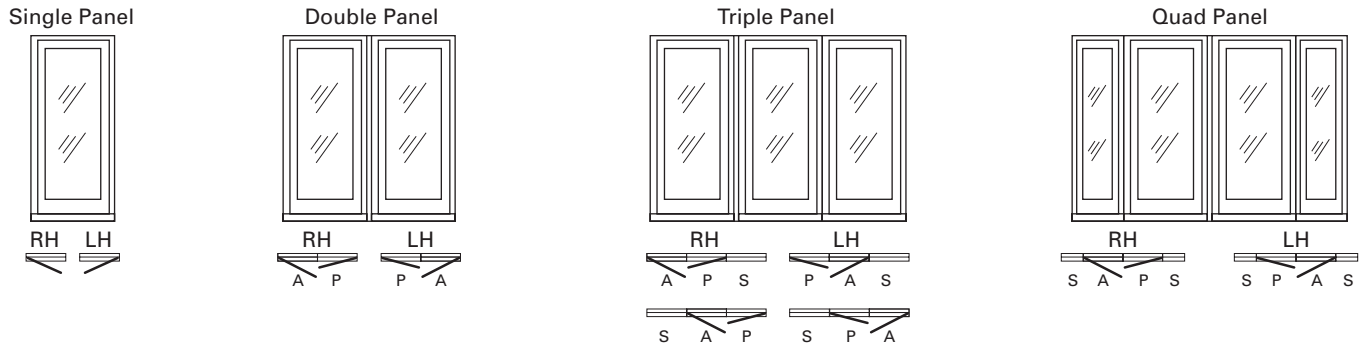
Quad Single Operable

Call Size	Number of Panels	Clear Opening Width	Clear Opening Height	Clear Opening S.F.	Daylight Opening S.F.
7068	4	29.126	76.546	15.5	23.79
70610	4	29.126	78.546	15.9	24.54
7072	4	29.126	82.546	16.7	26.04
7080	4	29.126	92.546	18.7	29.79
7468	4	31.126	76.546	16.5	25.55
74610	4	31.126	78.546	17.0	26.36
7472	4	31.126	82.546	17.8	27.97
7480	4	31.126	92.546	20.0	32.00
8068	4	35.126	76.546	18.7	29.08
80610	4	35.126	78.546	19.2	29.99
8072	4	35.126	82.546	20.1	31.83
8080	4	35.126	92.546	22.6	36.41
8468	4	31.126	76.546	16.5	24.67
84610	4	31.126	78.546	17.0	25.45
8472	4	31.126	82.546	17.8	27.00
8480	4	31.126	92.546	20.0	30.89
9068	4	35.126	76.546	18.7	28.19
90610	4	35.126	78.546	19.2	29.08
9072	4	35.126	82.546	20.1	30.86
9080	4	35.126	92.546	22.6	35.31

Call Size	Number of Panels	Clear Opening Width	Clear Opening Height	Clear Opening S.F.	Daylight Opening S.F.
9468	4	31.126	76.546	16.5	29.96
94610	4	31.126	78.546	17.0	30.90
9472	4	31.126	82.546	17.8	32.79
9480	4	31.126	92.546	20.0	37.51
10068 S	4	35.126	76.546	18.7	33.48
100610 S	4	35.126	78.546	19.2	34.54
10072 S	4	35.126	82.546	20.1	36.65
10080 S	4	35.126	92.546	22.6	41.93
10068 E	4	29.126	76.546	15.5	33.48
100610 E	4	29.126	78.546	15.9	34.54
10072 E	4	29.126	82.546	16.7	36.65
10080 E	4	29.126	92.546	18.7	41.93
10868	4	29.126	76.546	15.5	33.48
108610	4	29.126	78.546	15.9	34.54
10872	4	29.126	82.546	16.7	36.65
10880	4	29.126	92.546	18.7	41.93
12068	4	29.126	76.546	15.5	33.48
120610	4	29.126	78.546	15.9	34.54
12072	4	29.126	82.546	16.7	36.65
12080	4	29.126	92.546	18.7	41.93

DOOR OPERATION CONFIGURATION OPTIONS

EXTERIOR VIEW OF DOORS



A= Active panel **P**=Passive panel **S**=Fixed panel **LH**=Left hand swing **RH**=Right hand swing

Stationary

Call Size	Number of Panels	Daylight Opening S.F.
1068	1	3.5
10610	1	3.6
1072	1	3.8
1080	1	4.4
1668	1	3.1
16610	1	3.2
1672	1	3.4
1680	1	3.9
2068	1	5.7
20610	1	5.9
2072	1	6.3
2080	1	7.2

Call Size	Number of Panels	Daylight Opening S.F.
2668	1	8.4
26610	1	8.6
2672	1	9.2
2680	1	10.5
2868	1	9.3
28610	1	9.5
2872	1	10.1
2880	1	11.6
3068	1	11.0
30610	1	11.4
3072	1	12.1
3080	1	13.8

Stationary twin

Call Size	Number of Panels	Daylight Opening S.F.
4068	2	11.5
40610	2	11.8
4072	2	12.5
4080	2	14.3
5068	2	16.7
50610	2	17.3
5072	2	18.3
5080	2	21.0
5468	2	18.5
54610	2	19.1
5472	2	20.3
5480	2	23.2
6068	2	22.0
60610	2	22.7
6072	2	24.1
6080	2	27.6

French Inswing Door – Net Clear & Daylight Opening Dimensions

Single

Call Size	Number of Panels	Clear Opening Width	Clear Opening Height	Clear Opening S.F.	Daylight Opening S.F.
2668	1	29.188	75.532	15.31	8.3
26610	1	29.188	77.532	15.72	8.6
2672	1	29.188	81.532	16.53	9.1
2680	1	29.188	91.532	18.55	10.4
2868	1	31.188	75.532	16.36	9.2
28610	1	31.188	77.532	16.79	9.5
2872	1	31.188	81.532	17.66	10.0
2880	1	31.188	91.532	19.82	11.5
3068	1	35.188	75.532	18.46	10.9
30610	1	35.188	77.532	18.95	11.3
3072	1	35.188	81.532	19.92	11.9
3080	1	35.188	91.532	22.37	13.7

French Inswing Door – Net Clear & Daylight Opening Dimensions

Center Mull Twin

Call Size	Number of Panels	Clear Opening Width	Clear Opening Height	Clear Opening S.F.	Daylight Opening S.F.
3868	2	31.188	75.532	16.36	12.6
38610	2	31.188	77.532	16.79	13.1
3872	2	31.188	81.532	17.66	13.9
3880	2	31.188	91.532	19.82	15.9
4068	2	35.188	75.532	18.46	14.4
40610	2	35.188	77.532	18.95	14.9
4072	2	35.188	81.532	19.92	15.8
4080	2	35.188	91.532	22.37	18.1
4268	2	31.188	75.532	16.36	12.2
42610	2	31.188	77.532	16.79	12.6
4272	2	31.188	81.532	17.66	13.4
4280	2	31.188	91.532	19.82	15.3
4668	2	35.188	75.532	18.46	13.96
46610	2	35.188	77.532	18.95	14.40
4672	2	35.188	81.532	19.92	15.29
4680	2	35.188	91.532	22.37	17.51
4868	2	31.188	75.532	16.36	14.83
48610	2	31.188	77.532	16.79	15.30
4872	2	31.188	81.532	17.66	16.25
4880	2	31.188	91.532	19.82	18.61
5068 S	2	35.188	75.532	18.46	16.58
50610 S	2	35.188	77.532	18.95	17.10
5072 S	2	35.188	81.532	19.92	18.16
5080 S	2	35.188	91.532	22.37	20.80
5068 E	2	29.188	75.532	15.31	16.58
50610 E	2	29.188	77.532	15.72	17.10
5072 E	2	29.188	81.532	16.53	18.16
5080 E	2	29.188	91.532	18.55	20.80
5468	2	31.188	75.532	16.36	18.32
54610	2	31.188	77.532	16.79	18.90
5472	2	31.188	81.532	17.66	20.07
5480	2	31.188	91.532	19.82	22.99
6068	2	35.188	75.532	18.46	21.81
60610	2	35.188	77.532	18.95	22.50
6072	2	35.188	81.532	19.92	23.89
6080	2	35.188	91.532	22.37	27.37

Center Mull Triple

Call Size	Number of Panels	Clear Opening Width	Clear Opening Height	Clear Opening S.F.	Daylight Opening S.F.
4668	3	29.126	75.532	15.28	15.3
46610	3	29.126	77.532	18.51	15.8
4672	3	29.126	81.532	16.49	16.7
4680	3	29.126	91.532	18.51	19.2

Center Mull Triple (Continue)

Call Size	Number of Panels	Clear Opening Width	Clear Opening Height	Clear Opening S.F.	Daylight Opening S.F.
4868	3	31.126	75.532	16.33	16.1
48610	3	31.126	77.532	19.78	16.7
4872	3	31.126	81.532	17.62	17.7
4880	3	31.126	91.532	19.78	20.3
5068	3	35.126	75.532	18.42	17.9
50610	3	35.126	77.532	22.33	18.5
5072	3	35.126	81.532	19.89	19.6
5080	3	35.126	91.532	22.33	22.4
5668	3	29.126	75.532	15.28	14.4
56610	3	29.126	77.532	18.51	14.9
5672	3	29.126	81.532	16.49	15.8
5680	3	29.126	91.532	18.51	18.1
5868	3	31.126	75.532	16.33	15.3
58610	3	31.126	77.532	19.78	15.8
5872	3	31.126	81.532	17.62	16.7
5880	3	31.126	91.532	19.78	19.2
6068	3	35.126	75.532	18.42	17.0
60610	3	35.126	77.532	22.33	17.6
6072	3	35.126	81.532	19.89	18.6
6080	3	35.126	91.532	22.33	21.3
6668 E	3	29.126	75.532	15.28	19.6
66610 E	3	29.126	77.532	18.51	20.3
6672 E	3	29.126	81.532	16.49	21.5
6680 E	3	29.126	91.532	18.51	24.6
6868 E	3	31.126	75.532	16.33	20.5
68610 E	3	31.126	77.532	19.78	21.2
6872 E	3	31.126	81.532	17.62	22.5
6880 E	3	31.126	91.532	19.78	25.7
7068	3	35.126	75.532	18.42	22.2
70610	3	35.126	77.532	22.33	23.0
7072	3	35.126	81.532	19.89	24.4
7080	3	35.126	91.532	22.33	27.9
7668	3	29.126	75.532	15.28	24.9
76610	3	29.126	77.532	15.68	25.7
7672	3	29.126	81.532	16.49	27.2
7680	3	29.126	91.532	18.51	31.2
8068	3	31.126	75.532	16.33	27.5
80610	3	31.126	77.532	16.76	28.4
8072	3	31.126	81.532	17.62	30.1
8080	3	31.126	91.532	19.78	34.5
9068	3	35.126	75.532	18.42	32.7
90610	3	35.126	77.532	18.91	33.8
9072	3	35.126	81.532	19.89	35.8
9080	3	35.126	91.532	22.33	41.0

French Inswing Door – Net Clear & Daylight Opening Dimensions

Center Mull Quad

Call Size	Number of Panels	Clear Opening Width	Clear Opening Height	Clear Opening S.F.	Daylight Opening S.F.
7468	4	31.125	75.532	16.33	25.30
74610	4	31.125	77.532	16.76	26.11
7472	4	31.125	81.532	17.62	27.72
7480	4	31.125	91.532	19.78	31.74
8068	4	35.125	75.532	18.42	28.79
80610	4	35.125	77.532	18.91	29.71
8072	4	35.125	81.532	19.89	31.54
8080	4	35.125	91.532	22.33	36.12
8468	4	31.125	75.532	16.33	24.43
84610	4	31.125	77.532	16.76	25.20
8472	4	31.125	81.532	17.62	26.76
8480	4	31.125	91.532	19.78	30.65
9068	4	35.125	75.532	18.42	27.92
90610	4	35.125	77.532	18.91	28.81
9072	4	35.125	81.532	19.89	30.58
9080	4	35.125	91.532	22.33	35.03
9468	4	31.125	75.532	16.33	29.66
94610	4	31.125	77.532	16.76	30.61
9472	4	31.125	81.532	17.62	32.49
9480	4	31.125	91.532	19.78	37.22
10068 S	4	35.125	75.532	18.42	33.15
100610 S	4	35.125	77.532	18.91	34.21
10072 S	4	35.125	81.532	19.89	36.32
10080 S	4	35.125	91.532	22.33	41.60
10068 E	4	29.125	75.532	15.28	33.15
100610 E	4	29.125	77.532	15.68	34.21
10072 E	4	29.125	81.532	16.49	36.32
10080 E	4	29.125	91.532	18.51	41.60

French Twin

Call Size	Number of Panels	Clear Opening Width	Clear Opening Height	Clear Opening S.F.	Daylight Opening S.F.
4068	2	23.188	75.532	12.16	11.3
40610	2	23.188	77.532	12.48	11.7
4072	2	23.188	81.532	13.13	12.4
4080	2	23.188	91.532	14.74	14.2
5068	2	29.188	75.532	15.31	16.58
50610	2	29.188	77.532	15.72	17.10
5072	2	29.188	81.532	16.53	18.16
5080	2	29.188	91.532	18.55	20.80
5468	2	31.188	75.532	16.36	18.32
54610	2	31.188	77.532	16.79	18.90
5472	2	31.188	81.532	17.66	20.07
5480	2	31.188	91.532	19.82	22.99
6068	2	35.188	75.532	18.46	21.81
60610	2	35.188	77.532	18.95	22.50
6072	2	35.188	81.532	19.92	23.89
6080	2	35.188	91.532	22.37	27.37

French Triple

Call Size	Number of Panels	Clear Opening Width	Clear Opening Height	Clear Opening S.F.	Daylight Opening S.F.
7668	3	29.126	75.532	15.28	24.9
76610	3	29.126	77.532	15.68	25.7
7672	3	29.126	81.532	16.49	27.2
7680	3	29.126	91.532	18.51	31.2
8068	3	31.126	75.532	16.33	27.5
80610	3	31.126	77.532	16.76	28.4
8072	3	31.126	81.532	17.62	30.1
8080	3	31.126	91.532	19.78	34.5
9068	3	35.126	75.532	18.42	32.7
90610	3	35.126	77.532	18.91	33.8
9072	3	35.126	81.532	19.89	35.8
9080	3	35.126	91.532	22.33	41.0

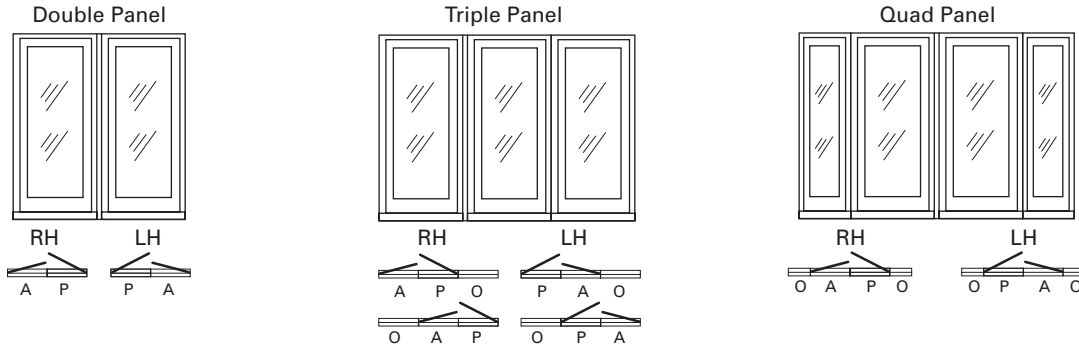
French Quad

Call Size	Number of Panels	Clear Opening Width	Clear Opening Height	Clear Opening S.F.	Daylight Opening S.F.
7068	4	29.126	75.532	15.3	23.55
70610	4	29.126	77.532	15.7	24.30
7072	4	29.126	81.532	16.5	25.80
7080	4	29.126	91.532	18.5	29.55
7468	4	31.126	75.532	16.3	25.30
74610	4	31.126	77.532	16.8	26.11
7472	4	31.126	81.532	17.6	27.72
7480	4	31.126	91.532	19.8	31.74
8068	4	35.126	75.532	18.4	28.79
80610	4	35.126	77.532	18.9	29.71
8072	4	35.126	81.532	19.9	31.54
8080	4	35.126	91.532	22.3	36.12
8468	4	31.126	75.532	16.3	24.43
84610	4	31.126	77.532	16.8	25.20
8472	4	31.126	81.532	17.6	26.76
8480	4	31.126	91.532	19.8	30.65
9068	4	35.126	75.532	18.4	27.92
90610	4	35.126	77.532	18.9	28.81
9072	4	35.126	81.532	19.9	30.58
9080	4	35.126	91.532	22.3	35.03
9468	4	31.126	75.532	16.3	29.66
94610	4	31.126	77.532	16.8	30.61
9472	4	31.126	81.532	17.6	32.49
9480	4	31.126	91.532	19.8	37.22
10068 S	4	35.126	75.532	18.4	33.15
100610 S	4	35.126	77.532	18.9	34.21
10072 S	4	35.126	81.532	19.9	36.32
10080 S	4	35.126	91.532	22.3	41.60
10068 E	4	29.126	75.532	15.3	33.15
100610 E	4	29.126	77.532	15.7	34.21
10072 E	4	29.126	81.532	16.5	36.32
10080 E	4	29.126	91.532	18.5	41.60

French Inswing Door – Net Clear & Daylight Opening Dimensions

DOOR OPERATION CONFIGURATION OPTIONS

EXTERIOR VIEW OF DOORS



A= Active panel **P**=Passive panel **O**=Fixed panel **LH**=Left hand swing **RH**=Right hand swing

Stationary

Call Size	Number of Panels	Daylight Opening S.F.
1068	1	3.5
10610	1	3.6
1072	1	3.8
1080	1	4.4
1668	1	3.1
16610	1	3.2
1672	1	3.3
1680	1	3.8
2068	1	5.7
20610	1	5.9
2072	1	6.2
2080	1	7.1
2668	1	8.3
26610	1	8.6
2672	1	9.1
2680	1	10.4
2868	1	9.2
28610	1	9.5
2872	1	10.0
2880	1	11.5
3068	1	10.9
30610	1	11.3
3072	1	11.9
3080	1	13.7

Stationary Twin

Call Size	Number of Panels	Daylight Opening S.F.
4068	2	11.3
40610	2	N/A
4072	2	N/A
4080	2	N/A
5068	2	16.6
50610	2	17.1
5072	2	18.2
5080	2	20.8
5468	2	18.3
54610	2	18.9
5472	2	20.1
5480	2	23.0
6068	2	21.8
60610	2	22.5
6072	2	23.9
6080	2	27.4

